

South garden

AT WASL GATE

FACT SHEET

MEET
SERENITY

South garden

Introducing South Garden at Wasl Gate, a new dynamic mixed-use community nestled in the heart of Jebel Ali. Serene, green and positioned to give you easy access to the city, South Garden is set to redefine urban living with a seamless blend of sustainability and community spirit.



MEET SERENITY

Factsheet

Size range per unit type	
Studio From 399 sq. ft. to 508 sq. ft.	2 Bedrooms From 1,153 sq. ft. to 1,299 sq. ft.
1 Bedroom From 824 sq. ft. to 1,086 sq. ft.	3 Bedrooms From 1,744 sq. ft. to 2,127sq. ft.
Type	Unit Count
Studio	43
1	64
2	134
3	15
Total	256



Anticipated completion date Q4 2027

Building configuration: G+2P+12 Retail / Residential Building
Three (3) buildings with parking on ground floor and two podium floors.

Bedrooms:
Studio, 1, 2 & 3 bedroom residential units.

Building heights:
Ranges from G+2P+12

Technical specification: External façade paint on sand cement render with aluminium window frames.

Cooling: VRF based ducted split system.

Metering:
Electrical meter, water meter & LPG meter for each residential unit.

IT specifications: IP based video intercom system, FTTH / home consolidation cabinet for each unit, telephones / data points for each unit, access control, CCTV system, gate barrier for cars.

Interior (Summary):
Porcelain tile floor.
Paint finish for walls and ceiling.
False ceiling for wet areas: Moisture resistant painted gypsum board.
Doors: wood core with laminate finish.

Payment Plan

60%

During construction

40%

On handover

5%

On booking

5%

3 months from booking

5%

6 months from booking

5%

9 months from booking

5%

12 months from booking

5%

15 months from booking

5%

18 months from booking

5%

21 months from booking

5%

24 months from booking

5%

27 months from booking

5%

30 months from booking

5%

33 months from booking

40%

On handover



Aerial View





Amenities designed for serenity.

At the heart of South Garden lies a unique private Zen Garden that's designed to take you away from the everyday bustle of city life. Whether it's to unwind, reflect or spend quality time with loved ones, the Zen Garden is the perfect escape without ever having to go too far.

Aside from the one-of-a-kind Zen Garden, South Garden also boasts a host of other amenities including a state-of-the-art gym, swimming pool, children's playground, 24/7 security and much more.

Kids Play Area



Zen Garden





DONOT
DREAM
OF IT
TRAIN
FOR IT

BE
PATIENT.
PROGRESS
TAKES
TIME

Swimming Pool





A Modern Oasis in the City

—

The South Garden community immediately captivates with its sleek, high-rise residences nestled amidst lush greenery. A harmonious blend of urban sophistication and natural beauty, the meticulously designed common areas offer a haven of amenities.

Park Side

Urban living. Redefined.

The interiors exude a refined ambience with lavish furnishings, premium finishes, and a stunning palette of natural tones. The thoughtfully designed spaces blend modern aesthetics with a serene atmosphere.



Bedroom



Living Room



Living Room



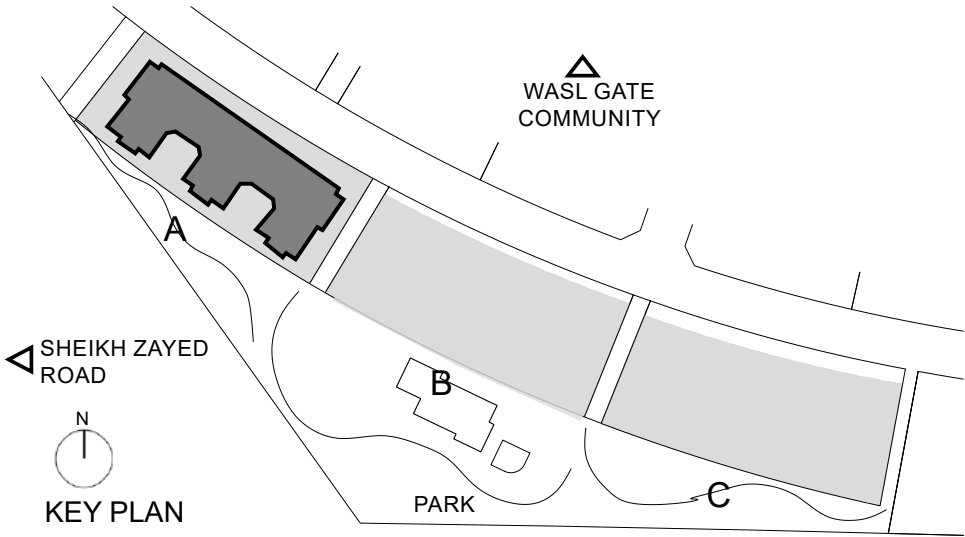
Kitchen



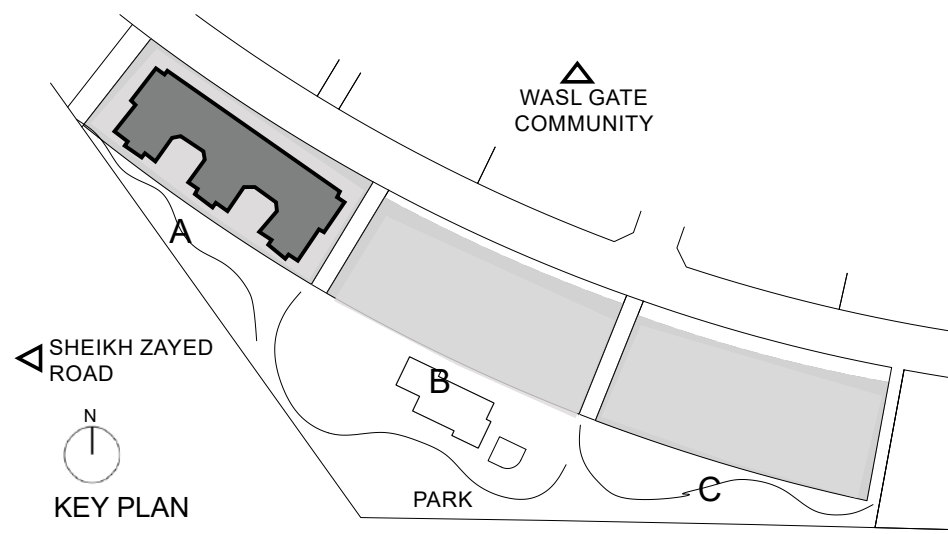


Floor Plans

Building A Ground Floor



Building A Level 1



Building A Level 2-5

217, 317, 417, 517

Studio - Type A	(sq ft)	(sq mt)
Apartment area	438.31	40.71
Balcony Area	0.00	0.00
Total	438.31	40.71

219, 319, 419, 519

Studio - Type A	(sq ft)	(sq mt)
Apartment area	438.19	40.71
Balcony Area	0.00	0.00
Total	438.19	40.71

220, 320, 420, 520

1 Bed - Type B	(sq ft)	(sq mt)
Apartment area	788.02	73.21
Balcony Area	69.85	6.49
Total	857.88	79.70

221, 321, 421, 521

2 Bed - Type E	(sq ft)	(sq mt)
Apartment area	1093.94	101.63
Balcony Area	59.41	5.52
Total	1153.35	107.15

222, 322, 422, 522

2 Bed - Type B	(sq ft)	(sq mt)
Apartment area	1237.95	115.01
Balcony Area	58.99	5.48
Total	1296.94	120.49

223, 323, 423, 523

2 Bed - Type B	(sq ft)	(sq mt)
Apartment area	1240.11	115.21
Balcony Area	58.99	5.48
Total	1299.09	120.69

218, 318, 418, 518

2 Bed - Type C	(sq ft)	(sq mt)
Apartment area	1192.42	110.78
Balcony Area	41.33	3.84
Total	1233.76	114.62

215, 315, 415, 515

1 Bed - Type A	(sq ft)	(sq mt)
Apartment area	866.28	80.48
Balcony Area	77.72	7.22
Total	943.99	87.70

216, 316, 416, 516

1 Bed - Type B	(sq ft)	(sq mt)
Apartment area	788.24	73.23
Balcony Area	69.85	6.49
Total	858.09	79.72

211, 311, 411, 511

2 Bed - Type G	(sq ft)	(sq mt)
Apartment area	1110.83	103.20
Balcony Area	66.73	6.20
Total	1177.57	109.40

209, 309, 409, 509

1 Bed - Type A	(sq ft)	(sq mt)
Apartment area	866.28	80.48
Balcony Area	77.72	7.22
Total	943.99	87.70

208, 308, 408, 508

1 Bed - Type B	(sq ft)	(sq mt)
Apartment area	788.13	73.22
Balcony Area	69.75	6.48
Total	857.88	79.70

207, 307, 407, 507

Studio - Type A	(sq ft)	(sq mt)
Apartment area	438.31	40.72
Balcony Area	0.00	0.00
Total	438.31	40.72

205, 305, 405, 505

Studio - Type A	(sq ft)	(sq mt)
Apartment area	438.30	40.72
Balcony Area	0.00	0.00
Total	438.30	40.72

204, 304, 404, 504

1 Bed - Type B	(sq ft)	(sq mt)
Apartment area	788.02	73.21
Balcony Area	69.75	6.48
Total	857.77	79.69

203, 303, 403, 503

2 Bed - Type E	(sq ft)	(sq mt)
Apartment area	1093.94	101.63
Balcony Area	59.52	5.53
Total	1153.46	107.16

202, 302, 402, 502

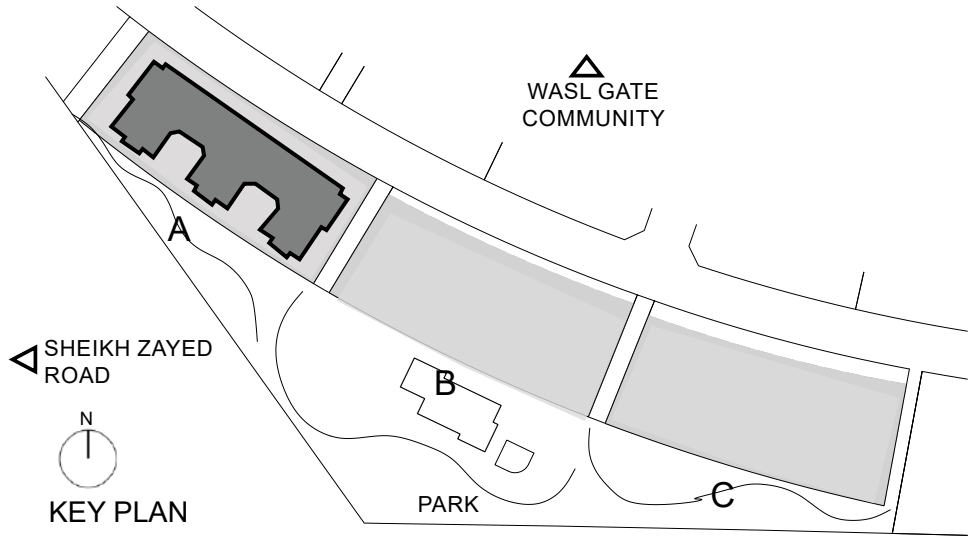
2 Bed - Type B	(sq ft)	(sq mt)
Apartment area	1238.06	115.02
Balcony Area	58.87	5.47
Total	1296.94	120.49

201, 301, 401, 501

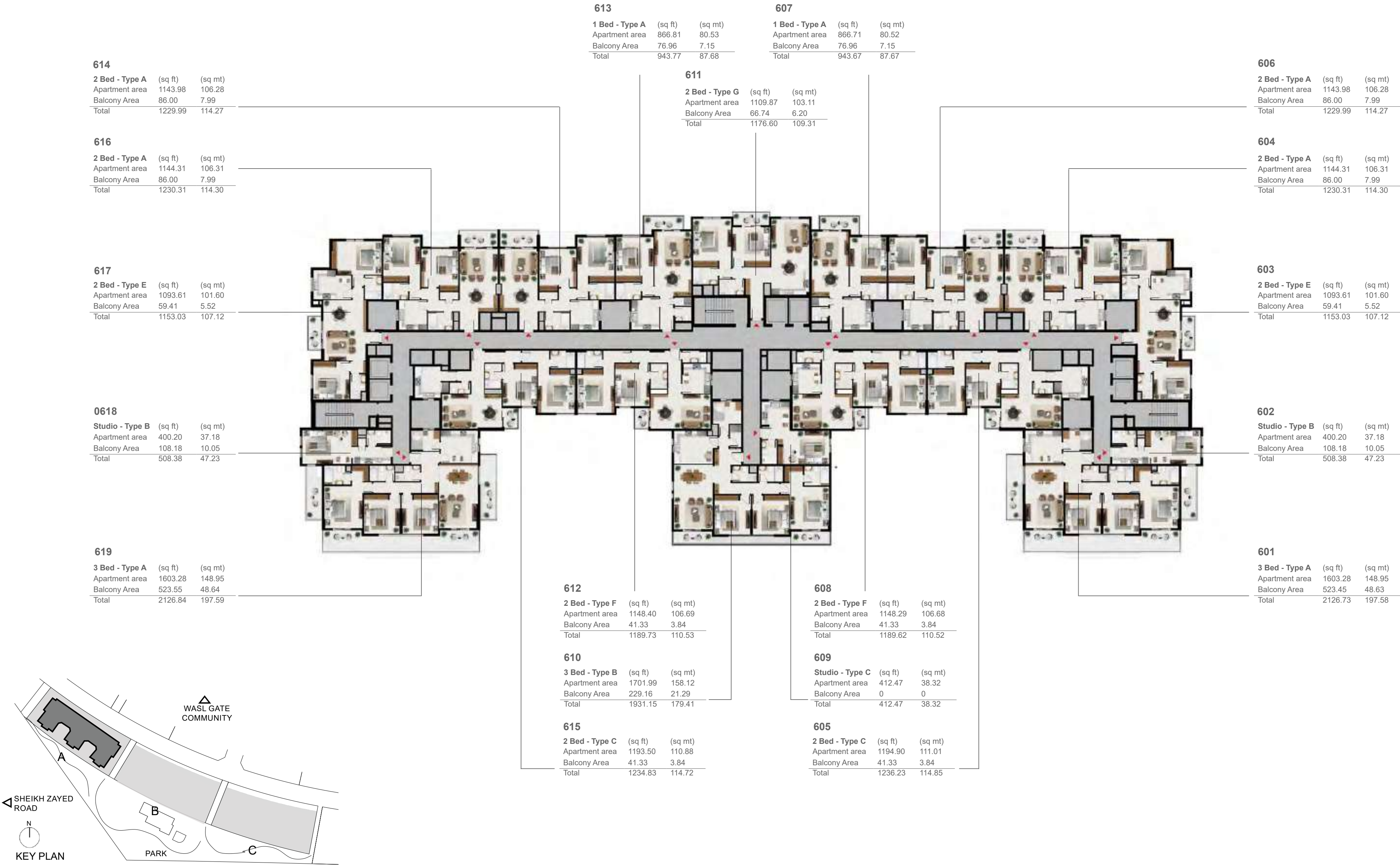
2 Bed - Type B	(sq ft)	(sq mt)
Apartment area	1240.21	115.22
Balcony Area	58.87	5.47
Total	1299.20	120.70

206, 306, 406, 506

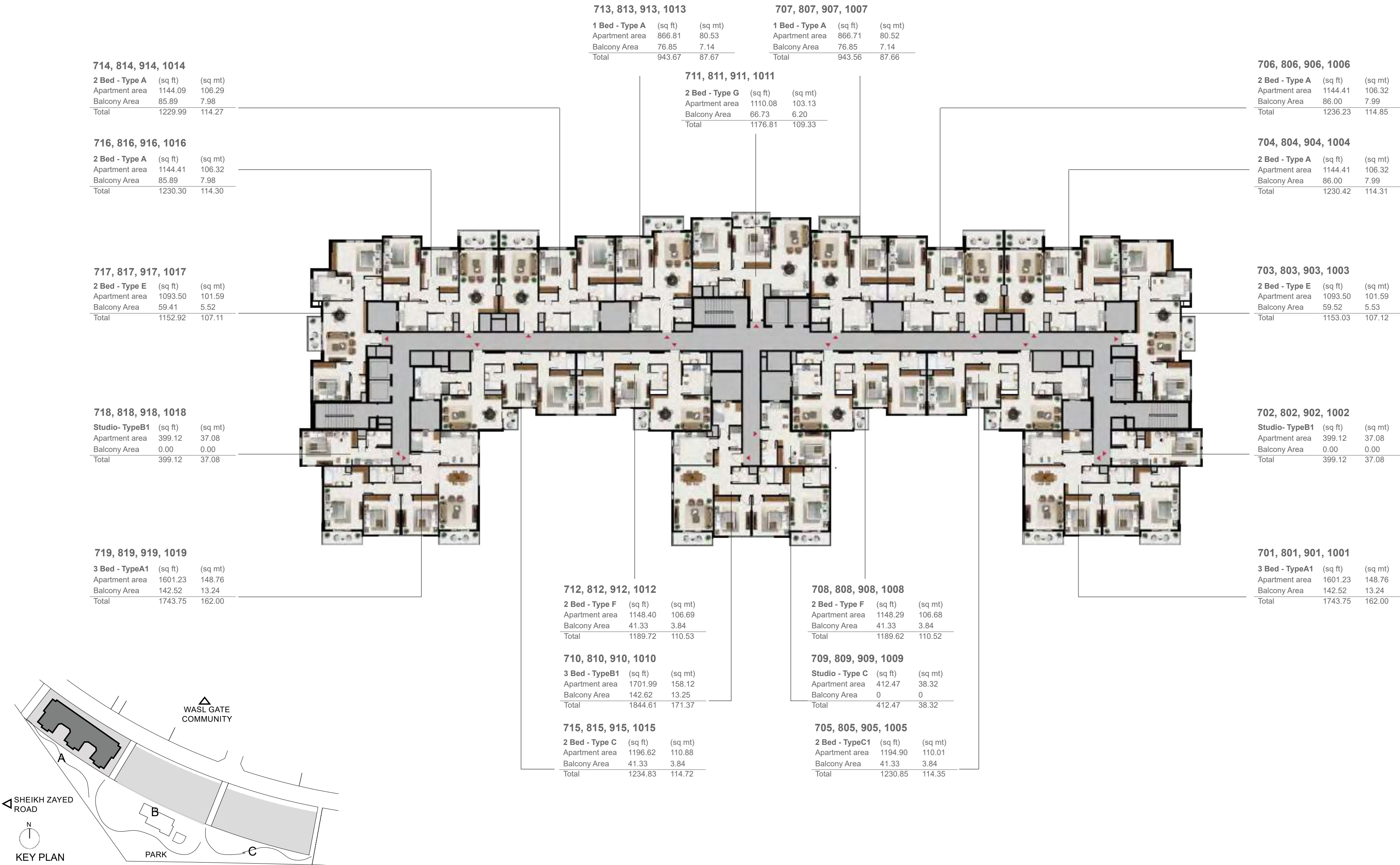
2 Bed - Type C	(sq ft)	(sq mt)
Apartment area	1192.42	110.78
Balcony Area	41.33	3.84
Total	1233.76	114.62



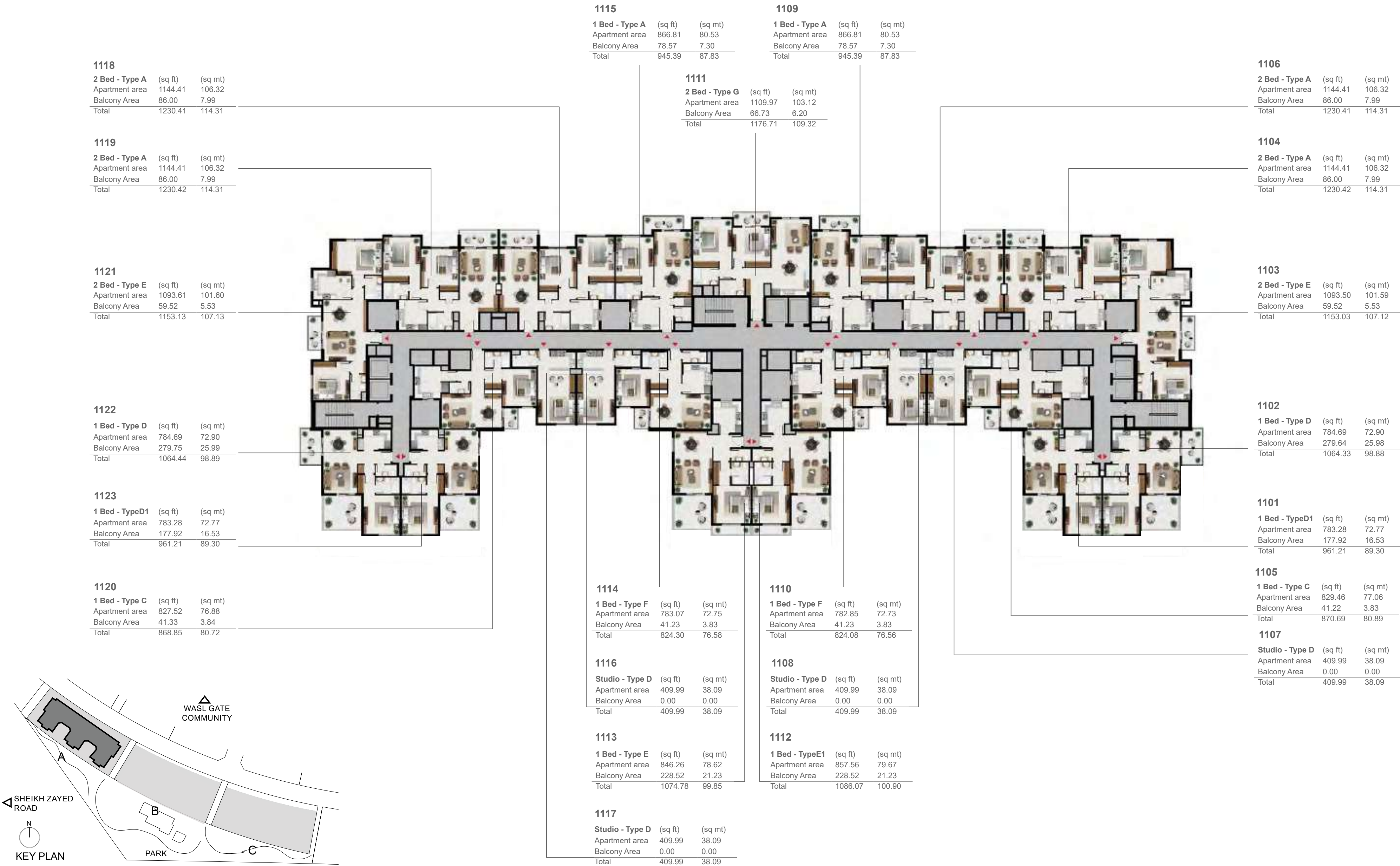
Building A Level 6



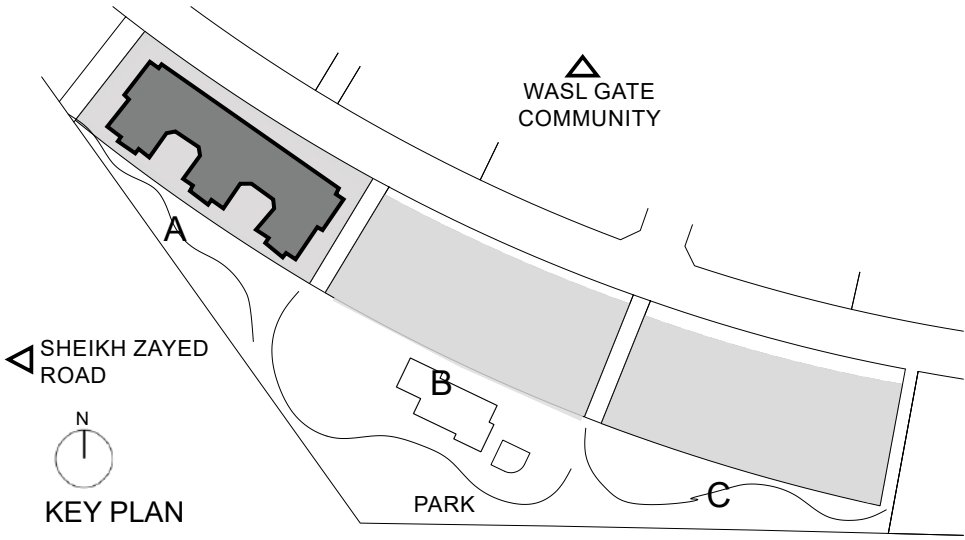
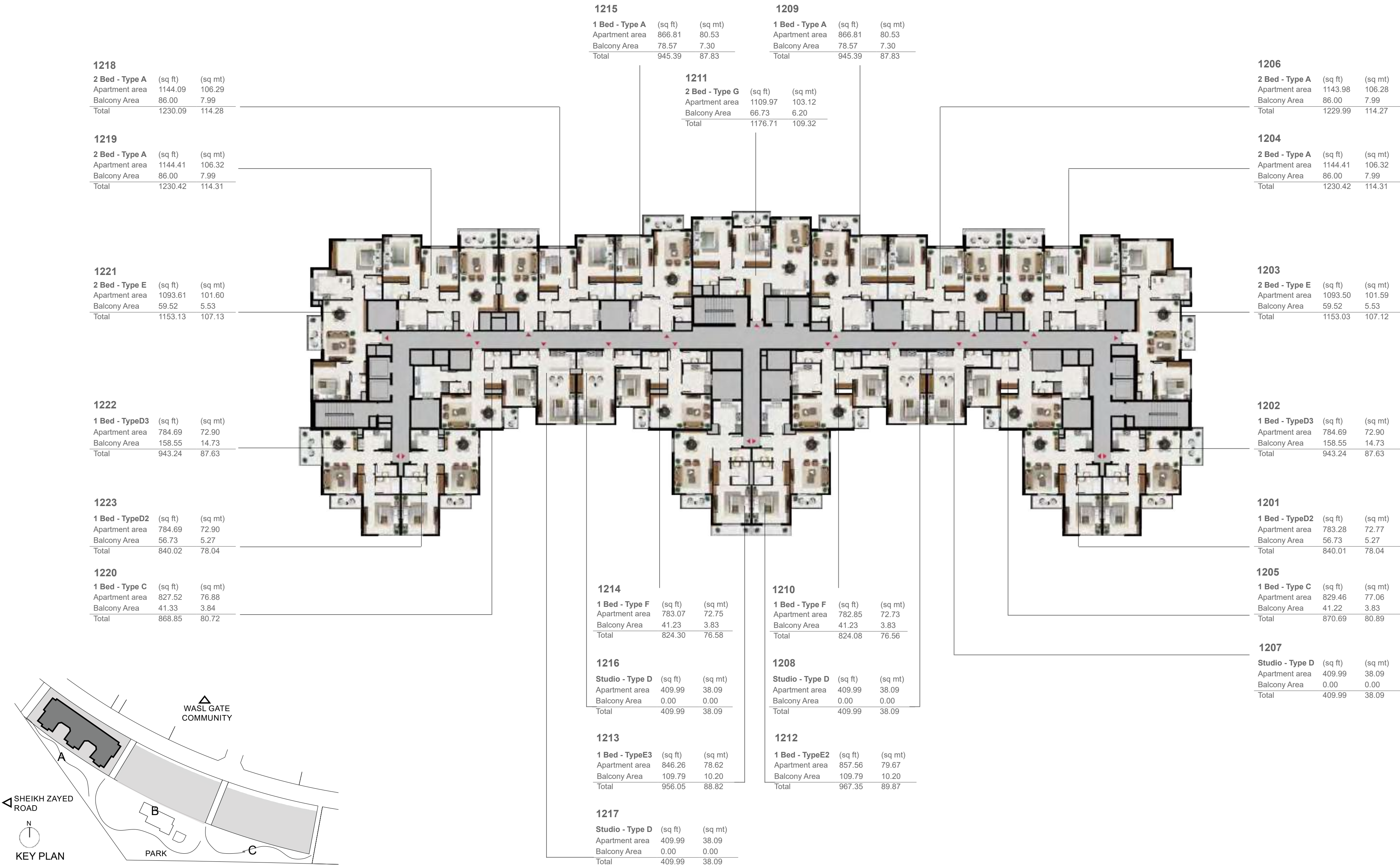
Building A Level 7-10



Building A Level 11



Building A Level 12

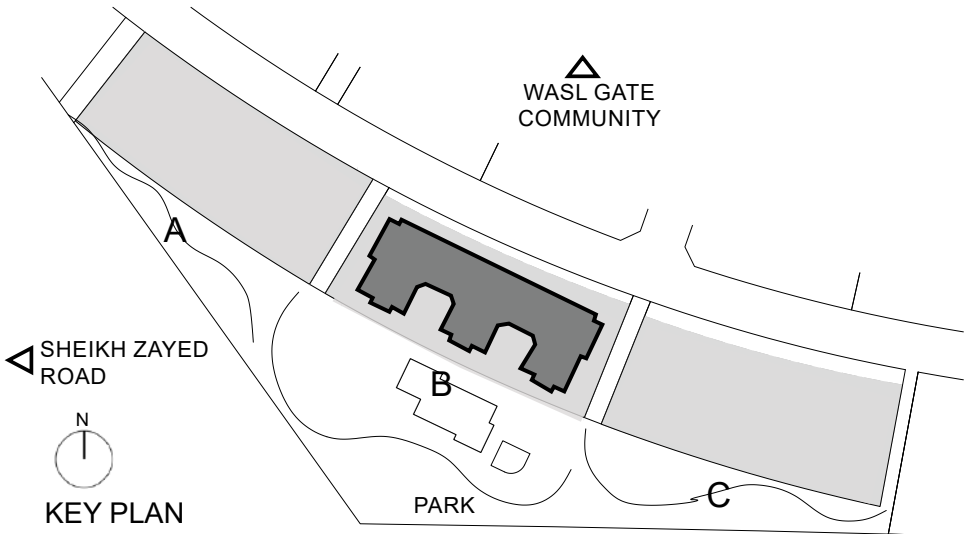
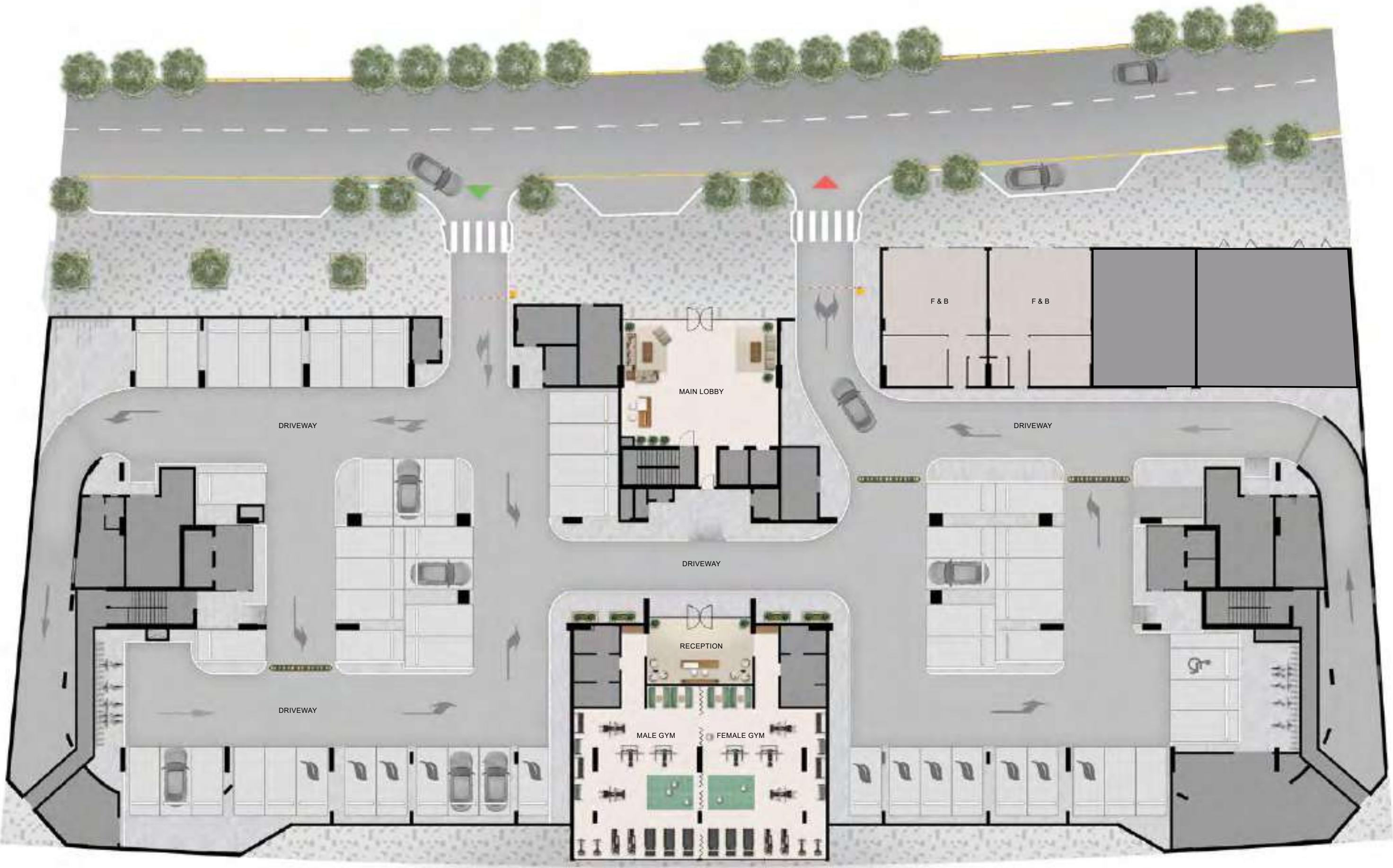


SHEIKH ZAYED ROAD

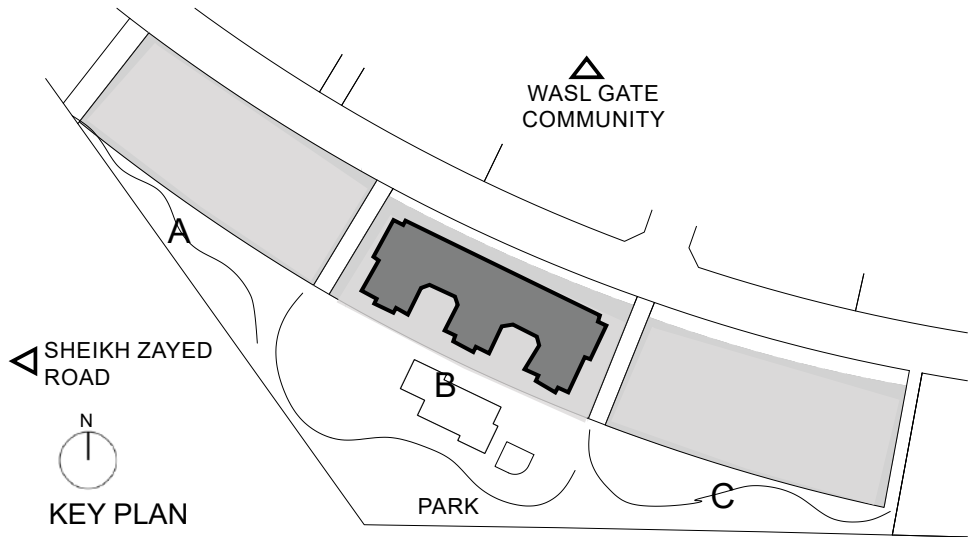
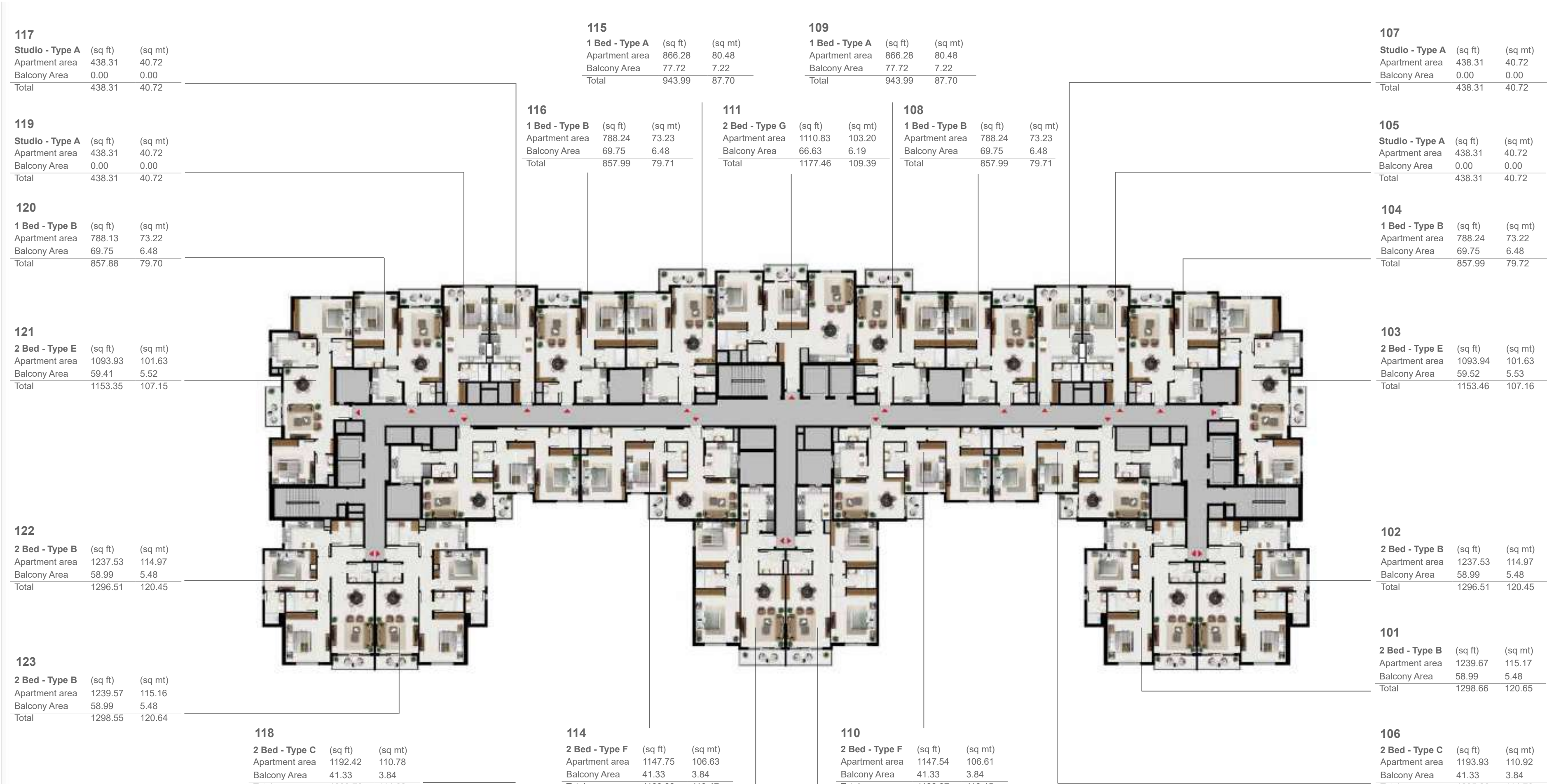
N

KEY PLAN

Building B Ground Floor



Building B Level 1



Building B Level 2-5

217, 317, 417, 517		
Studio - Type A	(sq ft)	(sq mt)
Apartment area	438.31	40.71
Balcony Area	0.00	0.00
Total	438.31	40.71

219, 319, 419, 519		
Studio - Type A	(sq ft)	(sq mt)
Apartment area	438.19	40.71
Balcony Area	0.00	0.00
Total	438.19	40.71

220, 320, 420, 520		
1 Bed - Type B	(sq ft)	(sq mt)
Apartment area	788.02	73.21
Balcony Area	69.85	6.49
Total	857.88	79.70

221, 321, 421, 521		
2 Bed - Type E	(sq ft)	(sq mt)
Apartment area	1093.94	101.63
Balcony Area	59.41	5.52
Total	1153.35	107.15

222, 322, 422, 522		
2 Bed - Type B	(sq ft)	(sq mt)
Apartment area	1237.95	115.01
Balcony Area	58.99	5.48
Total	1296.94	120.49

223, 323, 423, 523		
2 Bed - Type B	(sq ft)	(sq mt)
Apartment area	1240.11	115.21
Balcony Area	58.99	5.48
Total	1299.09	120.69

218, 318, 418, 518		
2 Bed - Type C	(sq ft)	(sq mt)
Apartment area	1192.42	110.78
Balcony Area	41.33	3.84
Total	1233.76	114.62

215, 315, 415, 515		
1 Bed - Type A	(sq ft)	(sq mt)
Apartment area	866.28	80.48
Balcony Area	77.72	7.22
Total	943.99	87.70

216, 316, 416, 516		
1 Bed - Type B	(sq ft)	(sq mt)
Apartment area	788.24	73.23
Balcony Area	69.85	6.49
Total	858.09	79.72

211, 311, 411, 511		
2 Bed - Type G	(sq ft)	(sq mt)
Apartment area	1110.83	103.20
Balcony Area	66.73	6.20
Total	1177.57	109.40

209, 309, 409, 509		
1 Bed - Type A	(sq ft)	(sq mt)
Apartment area	866.28	80.48
Balcony Area	77.72	7.22
Total	943.99	87.70

208, 308, 408, 508		
1 Bed - Type B	(sq ft)	(sq mt)
Apartment area	788.13	73.22
Balcony Area	69.75	6.48
Total	857.88	79.70

207, 307, 407, 507		
Studio - Type A	(sq ft)	(sq mt)
Apartment area	438.31	40.72
Balcony Area	0.00	0.00
Total	438.31	40.72

205, 305, 405, 505		
Studio - Type A	(sq ft)	(sq mt)
Apartment area	438.30	40.72
Balcony Area	0.00	0.00
Total	438.30	40.72

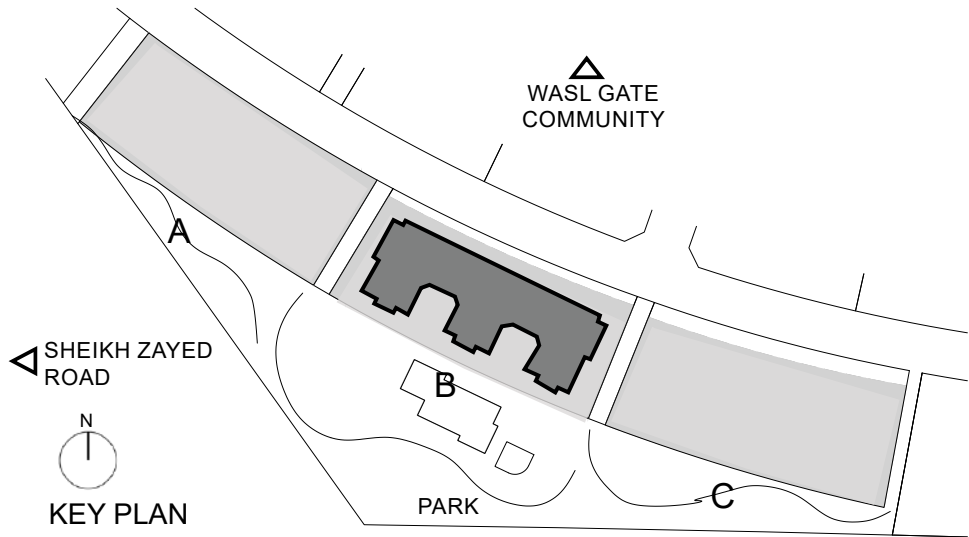
204, 304, 404, 504		
1 Bed - Type B	(sq ft)	(sq mt)
Apartment area	788.02	73.21
Balcony Area	69.75	6.48
Total	857.77	79.69

203, 303, 403, 503		
2 Bed - Type E	(sq ft)	(sq mt)
Apartment area	1093.94	101.63
Balcony Area	59.52	5.53
Total	1153.46	107.16

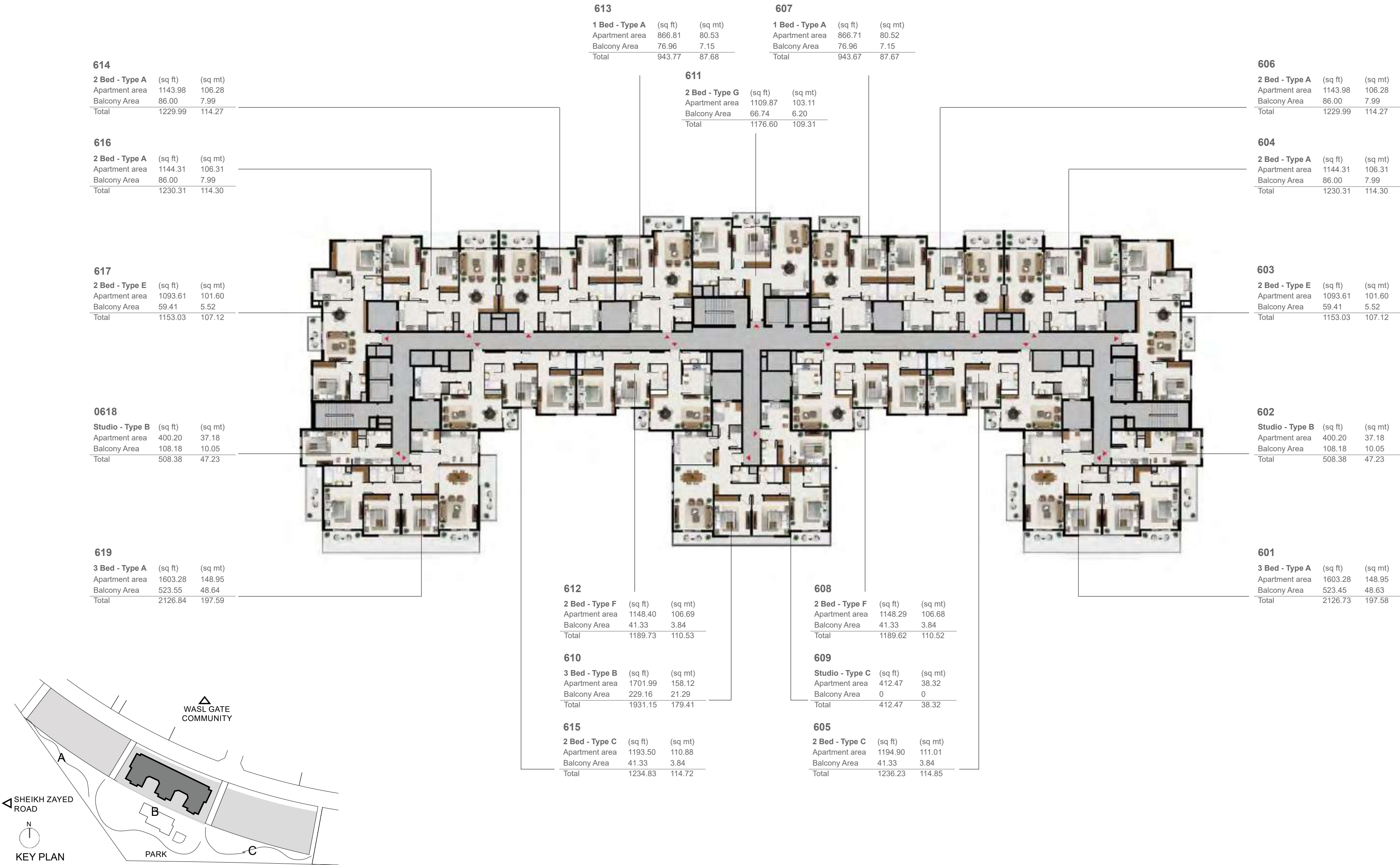
202, 302, 402, 502		
2 Bed - Type B	(sq ft)	(sq mt)
Apartment area	1238.06	115.02
Balcony Area	58.87	5.47
Total	1296.94	120.49

201, 301, 401, 501		
2 Bed - Type B	(sq ft)	(sq mt)
Apartment area	1240.21	115.22
Balcony Area	58.87	5.47
Total	1299.20	120.70

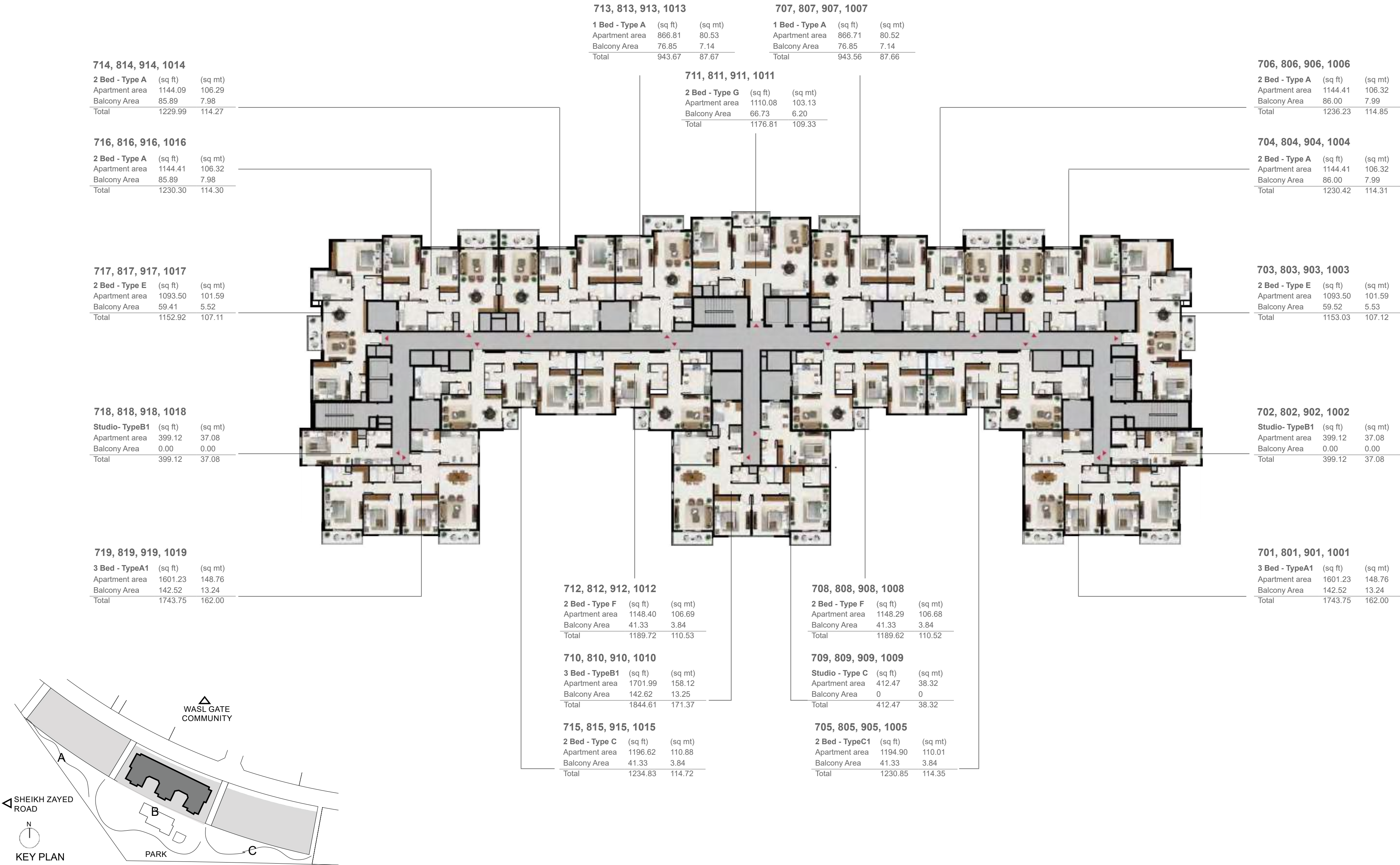
206, 306, 406, 506		
2 Bed - Type C	(sq ft)	(sq mt)
Apartment area	1192.42	110.78
Balcony Area	41.33	3.84
Total	1233.76	114.62



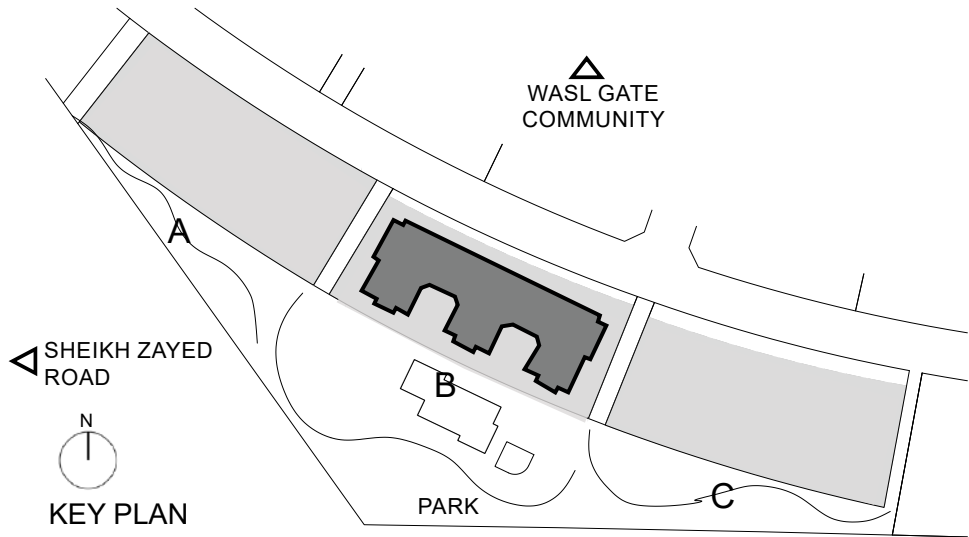
Building B Level 6



Building B Level 7-10



Building B Level 11



1118			
2 Bed - Type A	(sq ft)	(sq mt)	
Apartment area	1144.41	106.32	
Balcony Area	86.00	7.99	
Total	1230.41	114.31	

1119			
2 Bed - Type A	(sq ft)	(sq mt)	
Apartment area	1144.41	106.32	
Balcony Area	86.00	7.99	
Total	1230.42	114.31	

1121			
2 Bed - Type E	(sq ft)	(sq mt)	
Apartment area	1093.61	101.60	
Balcony Area	59.52	5.53	
Total	1153.13	107.13	

1122			
1 Bed - Type D	(sq ft)	(sq mt)	
Apartment area	784.69	72.90	
Balcony Area	279.75	25.99	
Total	1064.44	98.89	

1123			
1 Bed - TypeD1	(sq ft)	(sq mt)	
Apartment area	783.28	72.77	
Balcony Area	177.92	16.53	
Total	961.21	89.30	

1120			
1 Bed - Type C	(sq ft)	(sq mt)	
Apartment area	827.52	76.88	
Balcony Area	41.33	3.84	
Total	868.85	80.72	

1115			
1 Bed - Type A	(sq ft)	(sq mt)	
Apartment area	866.81	80.53	
Balcony Area	78.57	7.30	
Total	945.39	87.83	

1111			
2 Bed - Type G	(sq ft)	(sq mt)	
Apartment area	1109.97	103.12	
Balcony Area	66.73	6.20	
Total	1176.71	109.32	

1109			
1 Bed - Type A	(sq ft)	(sq mt)	
Apartment area	866.81	80.53	
Balcony Area	78.57	7.30	
Total	945.39	87.83	

1106			
2 Bed - Type A	(sq ft)	(sq mt)	
Apartment area	1144.41	106.32	
Balcony Area	86.00	7.99	
Total	1230.41	114.31	

1104			
2 Bed - Type A	(sq ft)	(sq mt)	
Apartment area	1144.41	106.32	
Balcony Area	86.00	7.99	
Total	1230.42	114.31	

1103			
2 Bed - Type E	(sq ft)	(sq mt)	
Apartment area	1093.50	101.59	
Balcony Area	59.52	5.53	
Total	1153.03	107.12	

1102			
1 Bed - Type D	(sq ft)	(sq mt)	
Apartment area	784.69	72.90	
Balcony Area	279.64	25.98	
Total	1064.33	98.88	

1101			
1 Bed - TypeD1	(sq ft)	(sq mt)	
Apartment area	783.28	72.77	
Balcony Area	177.92	16.53	
Total	961.21	89.30	

1105			
1 Bed - Type C	(sq ft)	(sq mt)	
Apartment area	829.46	77.06	
Balcony Area	41.22	3.83	
Total	870.69	80.89	

1107			
Studio - Type D	(sq ft)	(sq mt)	
Apartment area	409.99	38.09	
Balcony Area	0.00	0.00	
Total	409.99	38.09	

1114			
1 Bed - Type F	(sq ft)	(sq mt)	
Apartment area	783.07	72.75	
Balcony Area	41.23	3.83	
Total	824.30	76.58	

1116			
Studio - Type D	(sq ft)	(sq mt)	
Apartment area	409.99	38.09	
Balcony Area	0.00	0.00	
Total	409.99	38.09	

1113			
1 Bed - Type E	(sq ft)	(sq mt)	
Apartment area	846.26	78.62	
Balcony Area	228.52	21.23	
Total	1074.78	99.85	

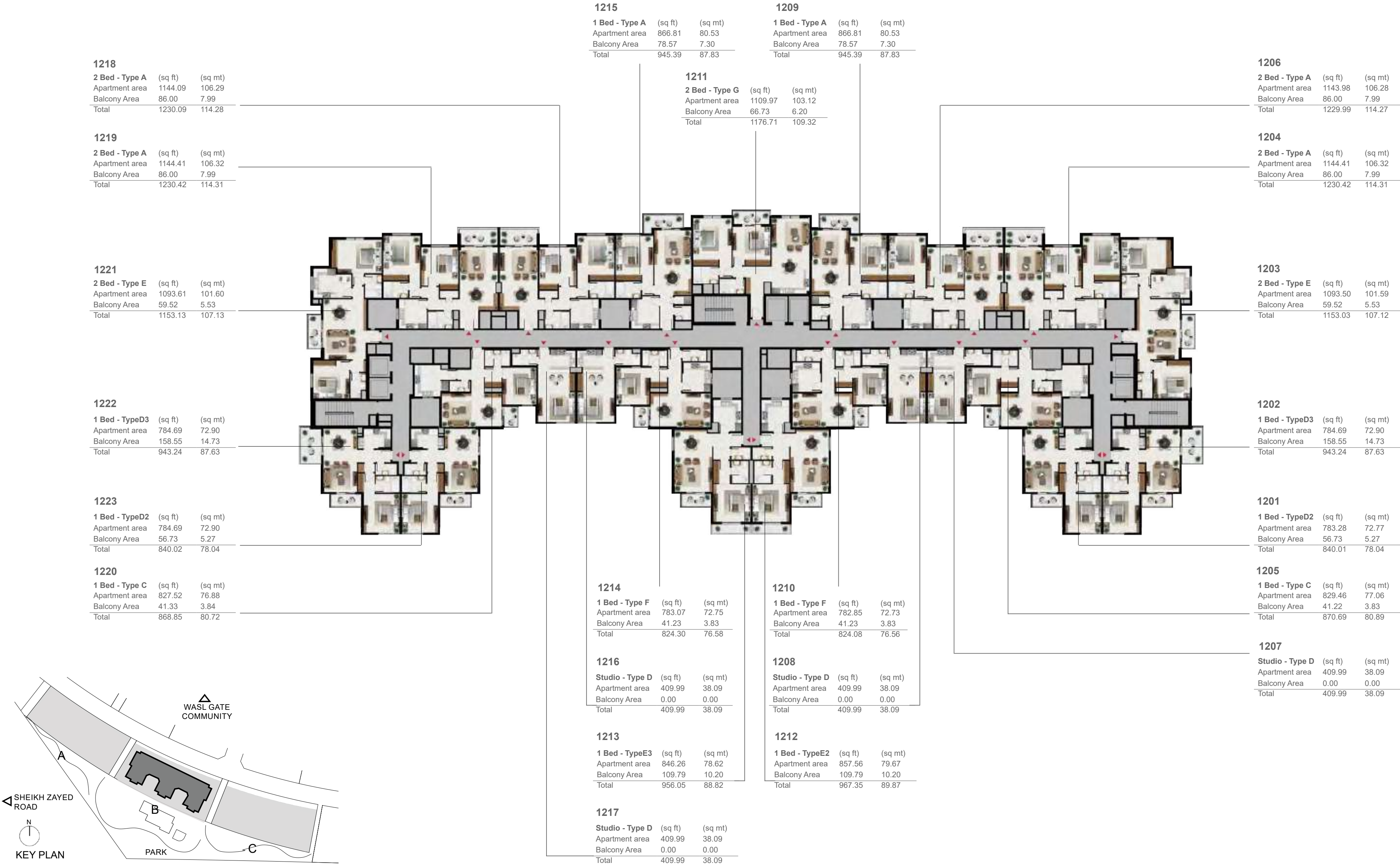
1117			
Studio - Type D	(sq ft)	(sq mt)	
Apartment area	409.99	38.09	
Balcony Area	0.00	0.00	
Total	409.99	38.09	

1110			
1 Bed - Type F	(sq ft)	(sq mt)	
Apartment area	782.85	72.73	
Balcony Area	41.23	3.83	
Total	824.08	76.56	

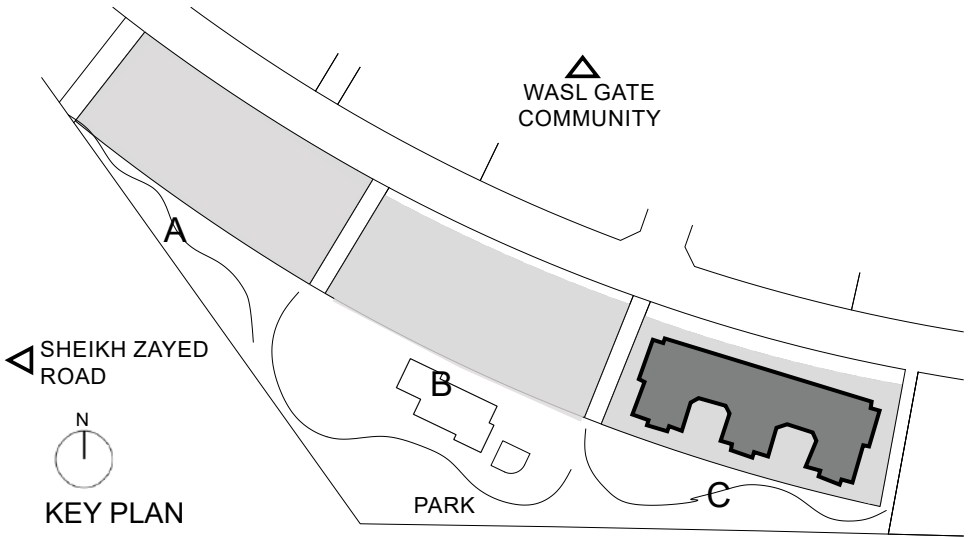
1108			
Studio - Type D	(sq ft)	(sq mt)	
Apartment area	409.99	38.09	
Balcony Area	0.00	0.00	
Total	409.99	38.09	

1112			
1 Bed - TypeE1	(sq ft)	(sq mt)	
Apartment area	857.56	79.67	
Balcony Area	228.52	21.23	
Total	1086.07	100.90	

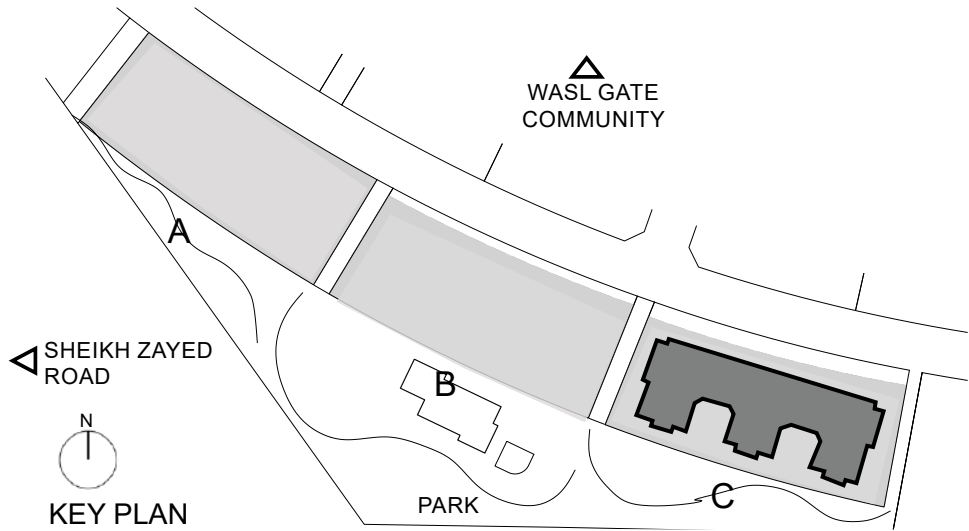
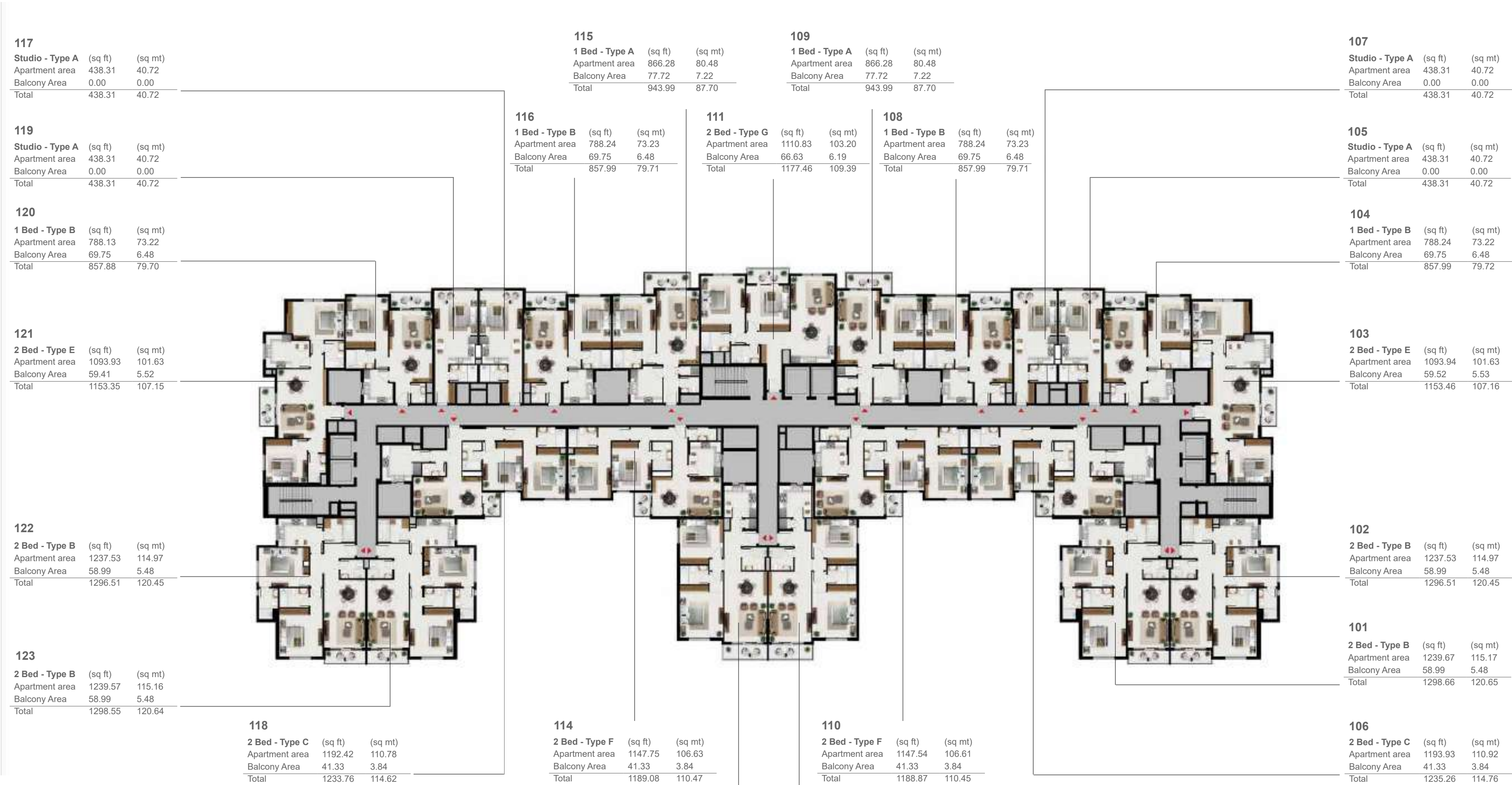
Building B Level 12



Building C Ground Floor



Building C Level 1



Building C Level 2-5

217, 317, 417, 517

Studio - Type A	(sq ft)	(sq mt)
Apartment area	438.31	40.71
Balcony Area	0.00	0.00
Total	438.31	40.71

219, 319, 419, 519

Studio - Type A	(sq ft)	(sq mt)
Apartment area	438.19	40.71
Balcony Area	0.00	0.00
Total	438.19	40.71

220, 320, 420, 520

1 Bed - Type B	(sq ft)	(sq mt)
Apartment area	788.02	73.21
Balcony Area	69.85	6.49
Total	857.88	79.70

221, 321, 421, 521

2 Bed - Type E	(sq ft)	(sq mt)
Apartment area	1093.94	101.63
Balcony Area	59.41	5.52
Total	1153.35	107.15

222, 322, 422, 522

2 Bed - Type B	(sq ft)	(sq mt)
Apartment area	1237.95	115.01
Balcony Area	58.99	5.48
Total	1296.94	120.49

223, 323, 423, 523

2 Bed - Type B	(sq ft)	(sq mt)
Apartment area	1240.11	115.21
Balcony Area	58.99	5.48
Total	1299.09	120.69

218, 318, 418, 518

2 Bed - Type C	(sq ft)	(sq mt)
Apartment area	1192.42	110.78
Balcony Area	41.33	3.84
Total	1233.76	114.62

215, 315, 415, 515

1 Bed - Type A	(sq ft)	(sq mt)
Apartment area	866.28	80.48
Balcony Area	77.72	7.22
Total	943.99	87.70

216, 316, 416, 516

1 Bed - Type B	(sq ft)	(sq mt)
Apartment area	788.24	73.23
Balcony Area	69.85	6.49
Total	858.09	79.72

211, 311, 411, 511

2 Bed - Type G	(sq ft)	(sq mt)
Apartment area	1110.83	103.20
Balcony Area	66.73	6.20
Total	1177.57	109.40

209, 309, 409, 509

1 Bed - Type A	(sq ft)	(sq mt)
Apartment area	866.28	80.48
Balcony Area	77.72	7.22
Total	943.99	87.70

208, 308, 408, 508

1 Bed - Type B	(sq ft)	(sq mt)
Apartment area	788.13	73.22
Balcony Area	69.75	6.48
Total	857.88	79.70

207, 307, 407, 507

Studio - Type A	(sq ft)	(sq mt)
Apartment area	438.31	40.72
Balcony Area	0.00	0.00
Total	438.31	40.72

205, 305, 405, 505

Studio - Type A	(sq ft)	(sq mt)
Apartment area	438.30	40.72
Balcony Area	0.00	0.00
Total	438.30	40.72

204, 304, 404, 504

1 Bed - Type B	(sq ft)	(sq mt)
Apartment area	788.02	73.21
Balcony Area	69.75	6.48
Total	857.77	79.69

203, 303, 403, 503

2 Bed - Type E	(sq ft)	(sq mt)
Apartment area	1093.94	101.63
Balcony Area	59.52	5.53
Total	1153.46	107.16

202, 302, 402, 502

2 Bed - Type B	(sq ft)	(sq mt)
Apartment area	1238.06	115.02
Balcony Area	58.87	5.47
Total	1296.94	120.49

201, 301, 401, 501

2 Bed - Type B	(sq ft)	(sq mt)
Apartment area	1240.21	115.22
Balcony Area	58.87	5.47
Total	1299.20	120.70

206, 306, 406, 506

2 Bed - Type C	(sq ft)	(sq mt)
Apartment area	1192.42	110.78
Balcony Area	41.33	3.84
Total	1233.76	114.62

214, 314, 414, 514

2 Bed - Type F	(sq ft)	(sq mt)
Apartment area	1147.75	106.63
Balcony Area	41.33	3.84
Total	1189.08	110.47

213, 313, 413, 513

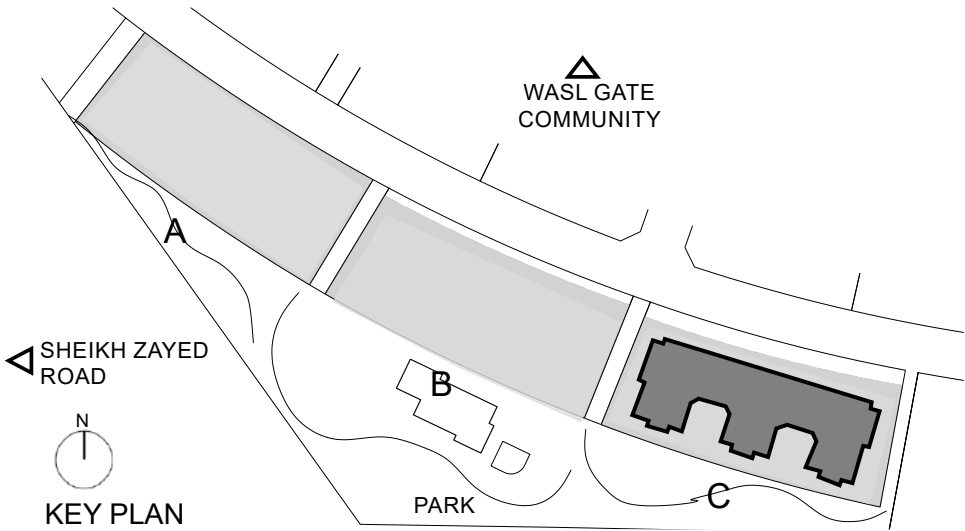
2 Bed - Type D	(sq ft)	(sq mt)
Apartment area	1118.90	103.95
Balcony Area	70.07	6.51
Total	1188.98	110.46

210, 310, 410, 510

2 Bed - Type F	(sq ft)	(sq mt)
Apartment area	1147.54	106.61
Balcony Area	41.33	3.84
Total	1188.87	110.45

212, 312, 412, 512

2 Bed - TypeD1	(sq ft)	(sq mt)
Apartment area	1126.65	104.67
Balcony Area	70.07	6.51
Total	1196.73	111.18



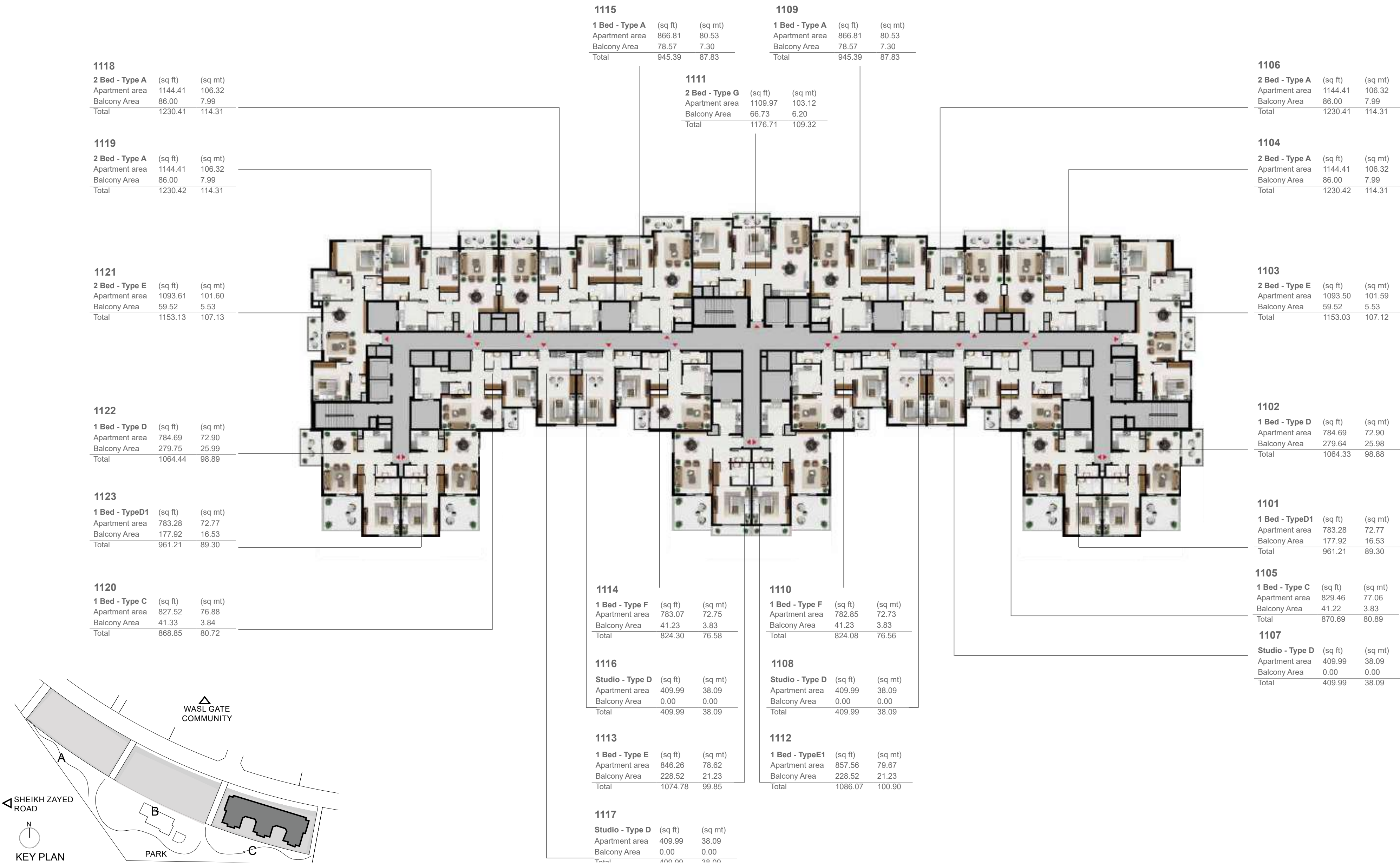
Building C Level 6



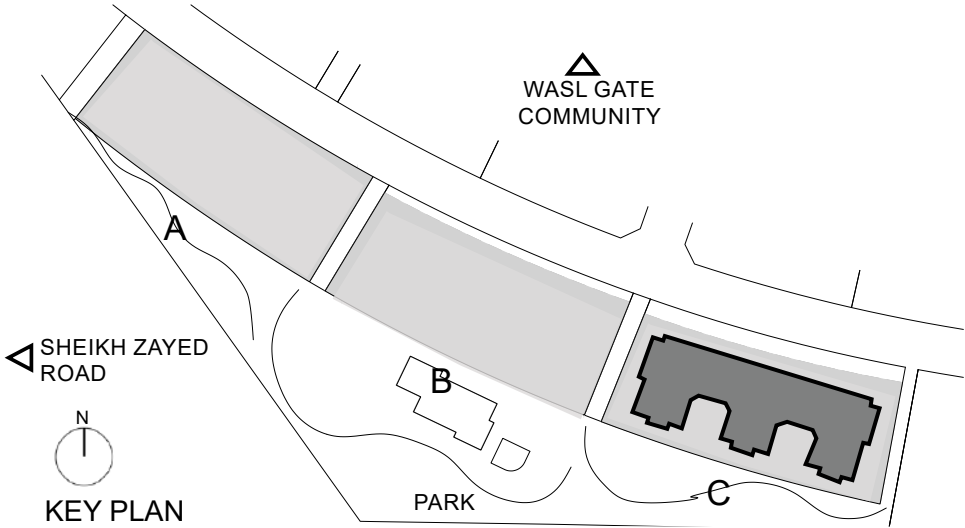
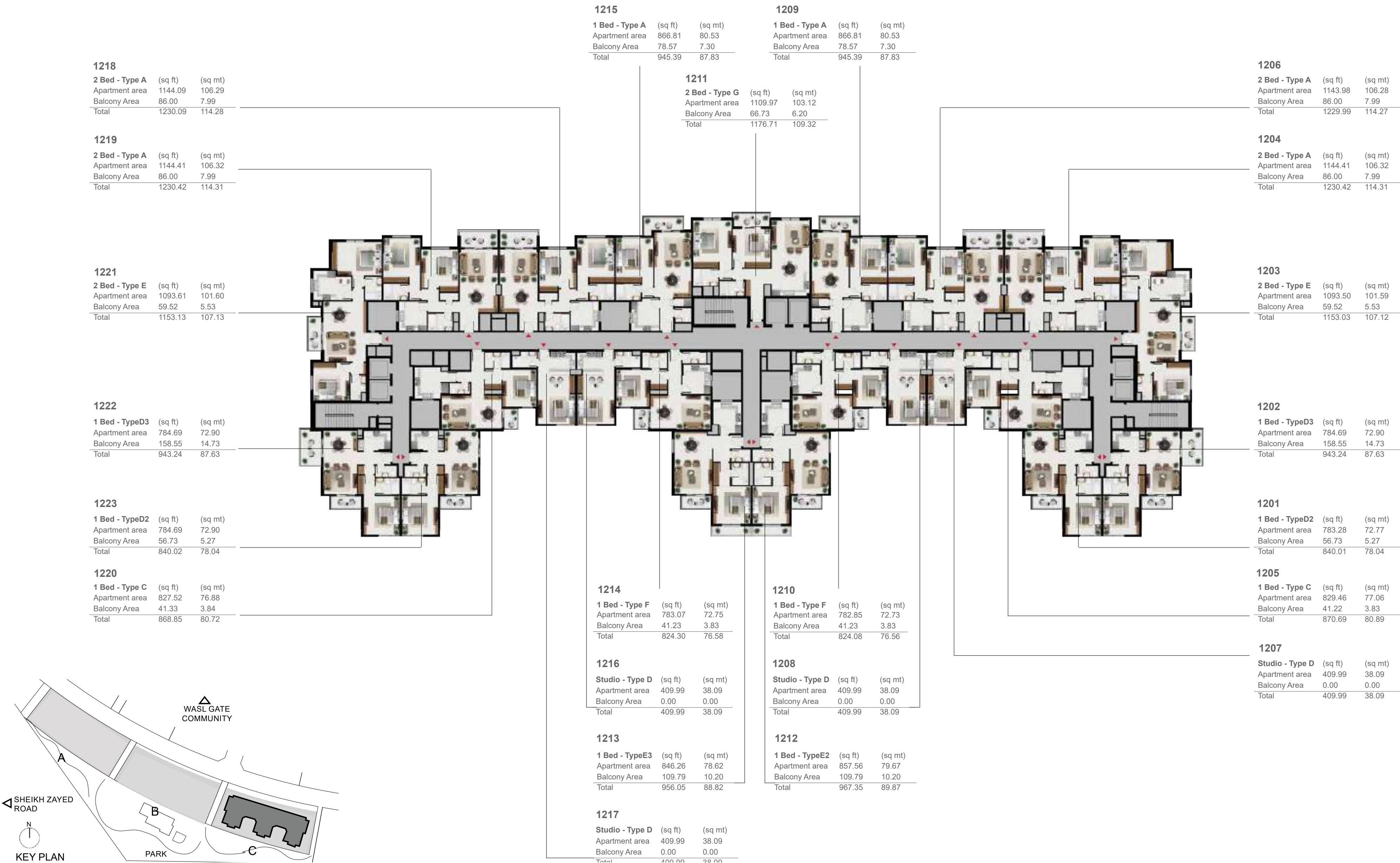
Building C Level 7-10



Building C Level 11



Building C Level 12

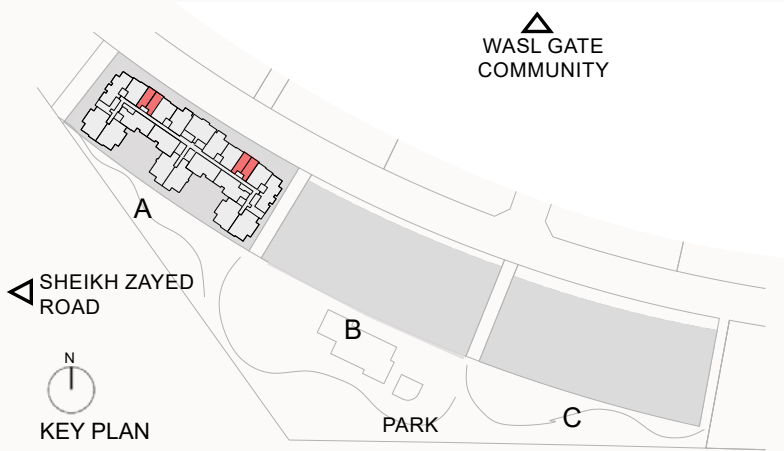


Unit Plans



Building A Unit Layout

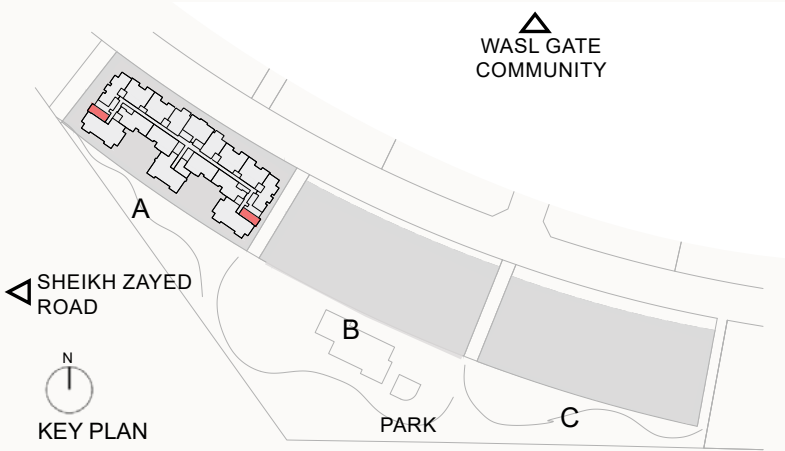
Studio Type A



Studio - Type A		
	SQ Ft	SQ M
Apartment Area	438.31	40.72
Balcony Area	0.00	0.00
Total Area	438.31	40.72

Building	Level
A	1, 2, 3, 4, 5

Studio Type B



Studio - Type B		
	SQ Ft	SQ M
Apartment Area	400.20	37.18
Balcony Area	108.18	10.05
Total Area	508.38	47.23

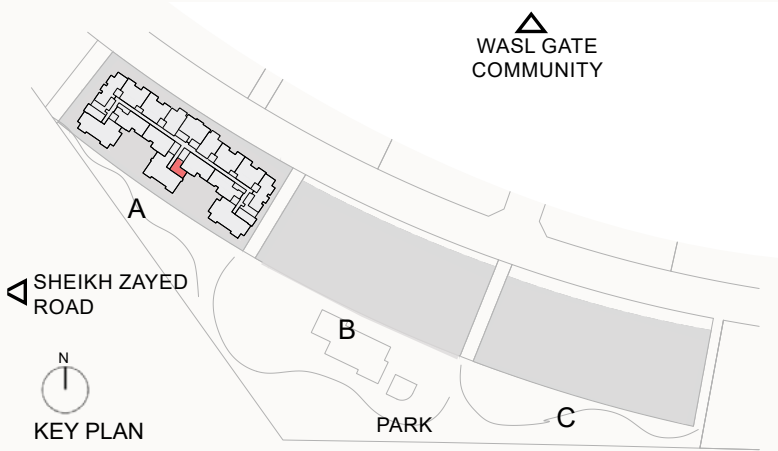
Building	Level
A	6

Building A Unit Layout

Studio Type C

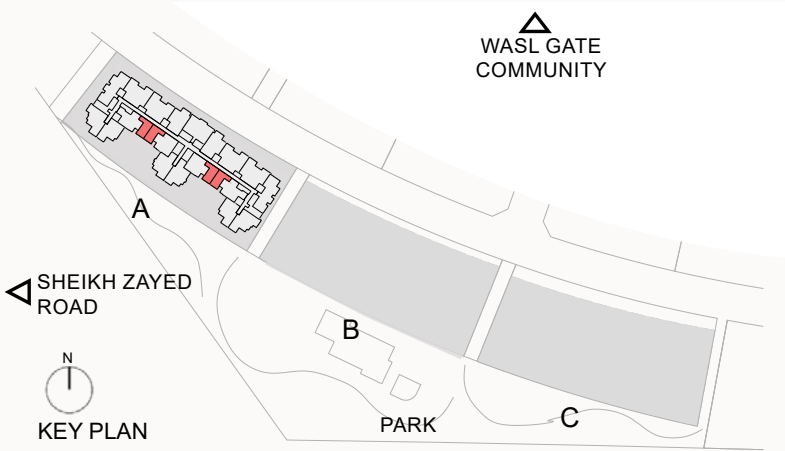


Studio Type D



Studio - Type C		
	SQ Ft	SQ M
Apartment Area	412.47	38.32
Balcony Area	0.00	0.00
Total Area	412.47	38.32

Building	Level
A	6, 7, 8, 9, 10

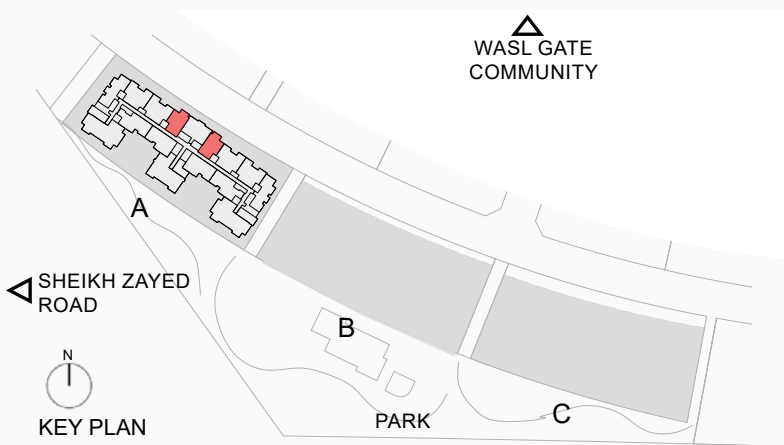
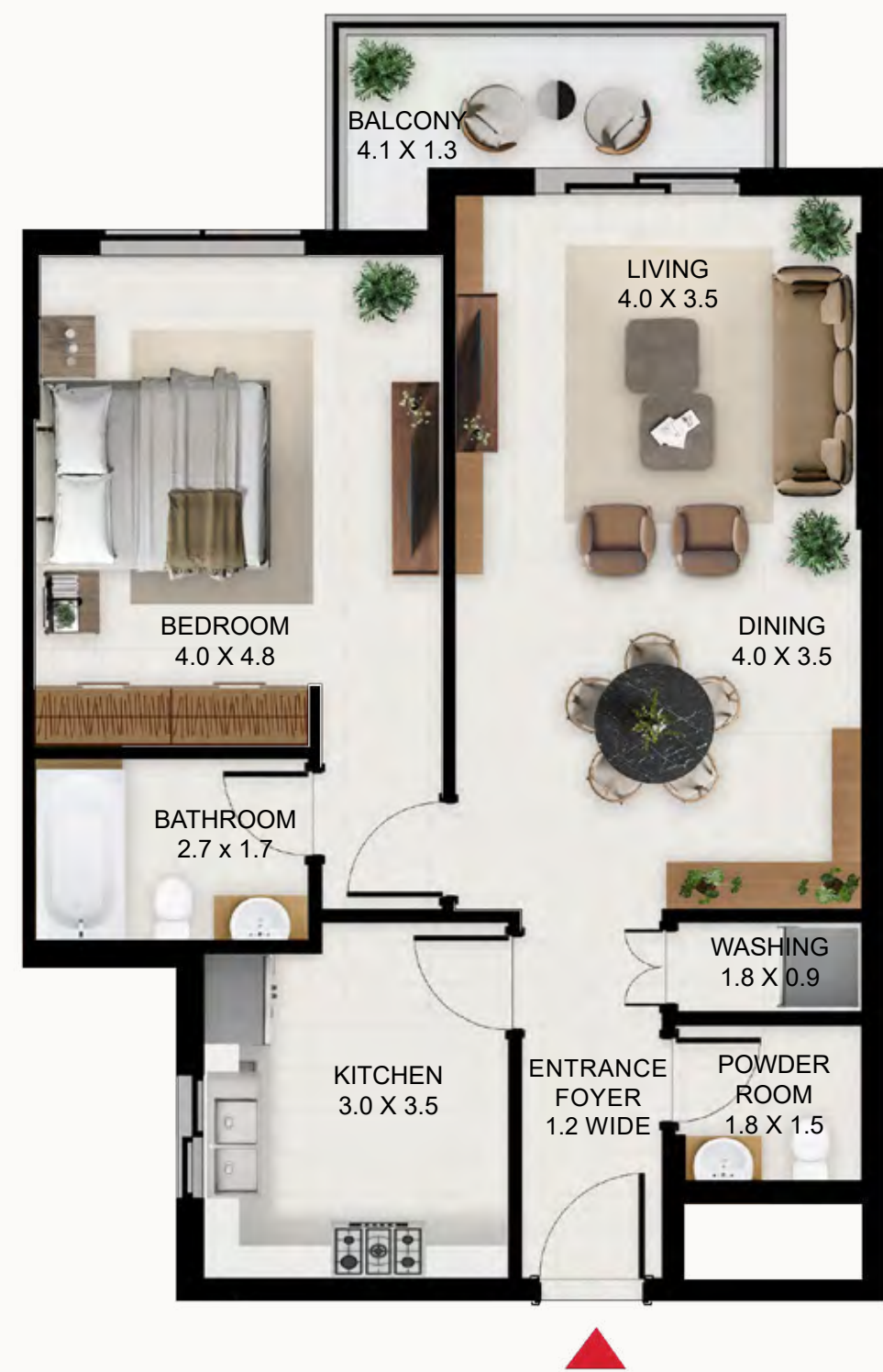


Studio - Type D		
	SQ Ft	SQ M
Apartment Area	410.00	38.09
Balcony Area	0.00	0.00
Total Area	410.00	38.09

Building	Level
A	11, 12

Building A Unit Layout

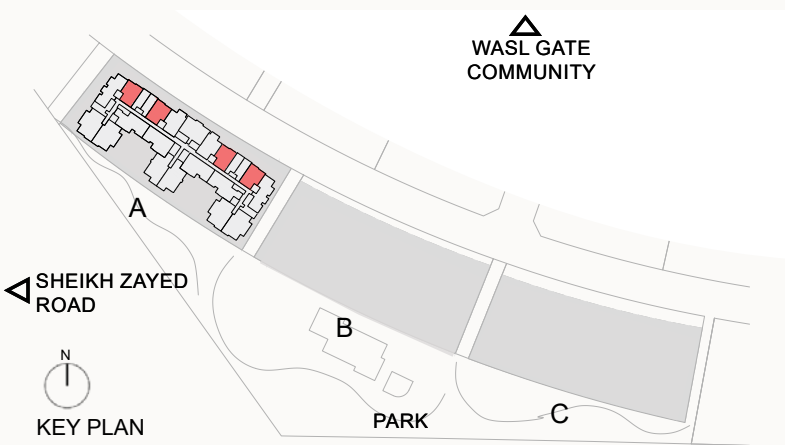
1 Bedroom Type A



1 Bed - Type A		
	SQ Ft	SQ M
Apartment Area	866.28	80.48
Balcony Area	77.72	7.22
Total Area	943.99	87.70

Building	Level
A	1, 2, 3, 4, 5, 6, 7, 8, 9, 10, 11, 12

1 Bedroom Type B

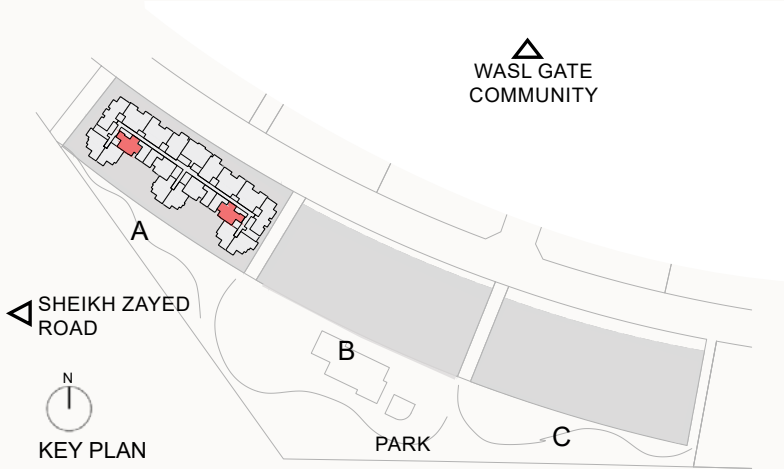
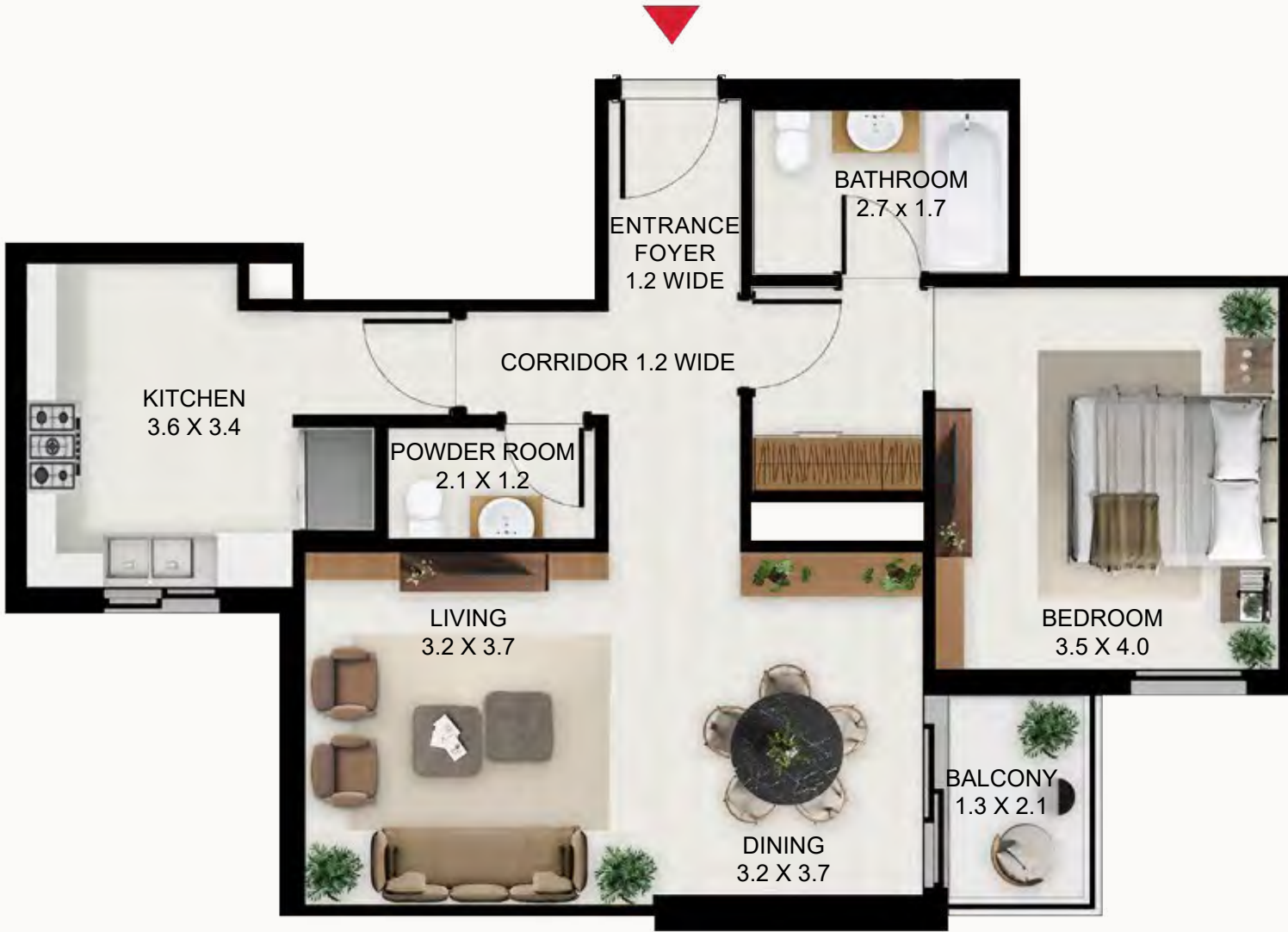


1 Bed - Type B		
	SQ Ft	SQ M
Apartment Area	788.24	73.23
Balcony Area	69.75	6.48
Total Area	857.99	79.71

Building	Level
A	1, 2, 3, 4, 5

Building A Unit Layout

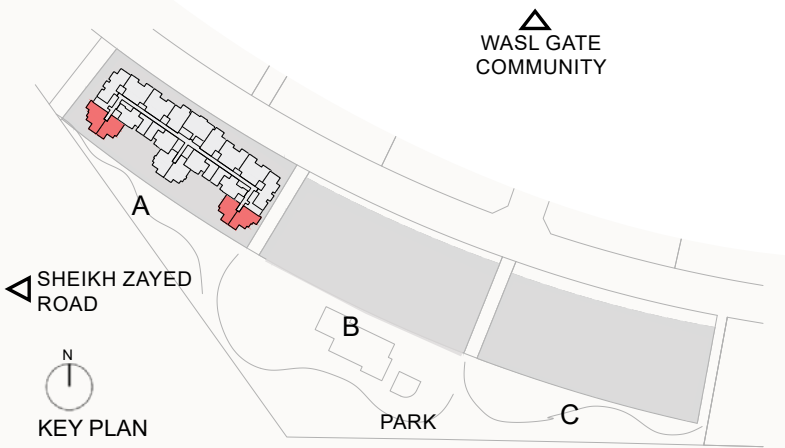
1 Bedroom Type C



1 Bed - Type C		
	SQ Ft	SQ M
Apartment Area	827.53	76.88
Balcony Area	41.33	3.84
Total Area	868.86	80.72

Building	Level	
A	11, 12	

1 Bedroom Type D

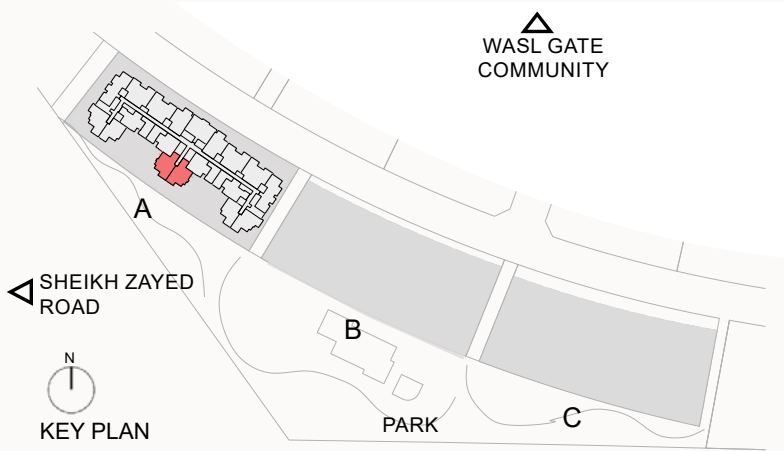


1 Bed - Type D		
	SQ Ft	SQ M
Apartment Area	784.69	72.90
Balcony Area	279.75	25.99
Total Area	1064.44	98.89

Building	Level	
A	11, 12	

Building A Unit Layout

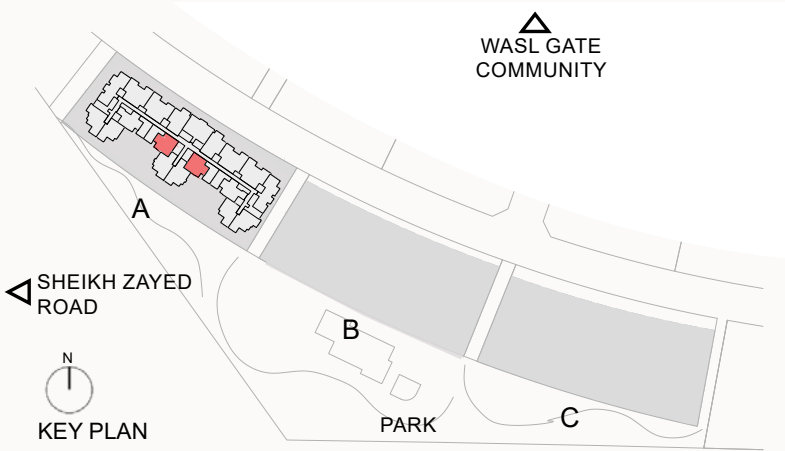
1 Bedroom Type E



1 Bed - Type E		
	SQ Ft	SQ M
Apartment Area	846.26	78.62
Balcony Area	228.52	21.23
Total Area	1074.78	99.85

Building	Level	
A	11	

1 Bedroom Type F

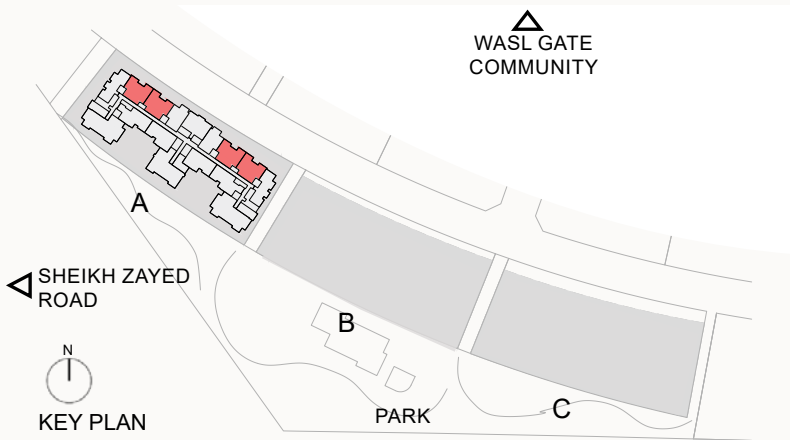


1 Bed - Type F		
	SQ Ft	SQ M
Apartment Area	783.07	72.75
Balcony Area	41.23	3.83
Total Area	824.30	76.58

Building	Level	
A	11, 12	

Building A Unit Layout

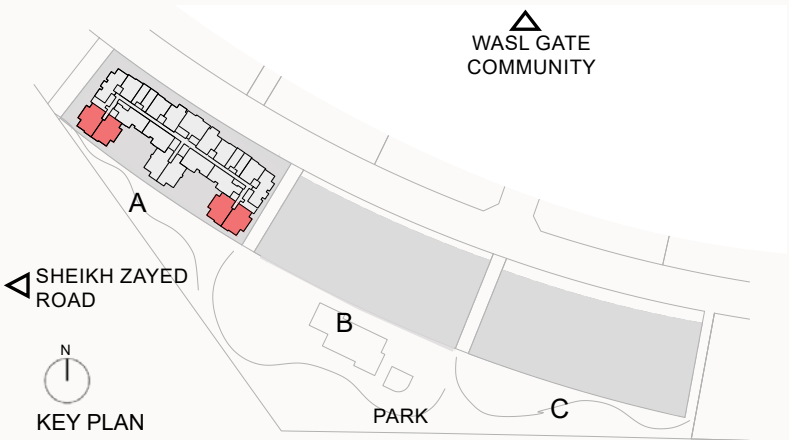
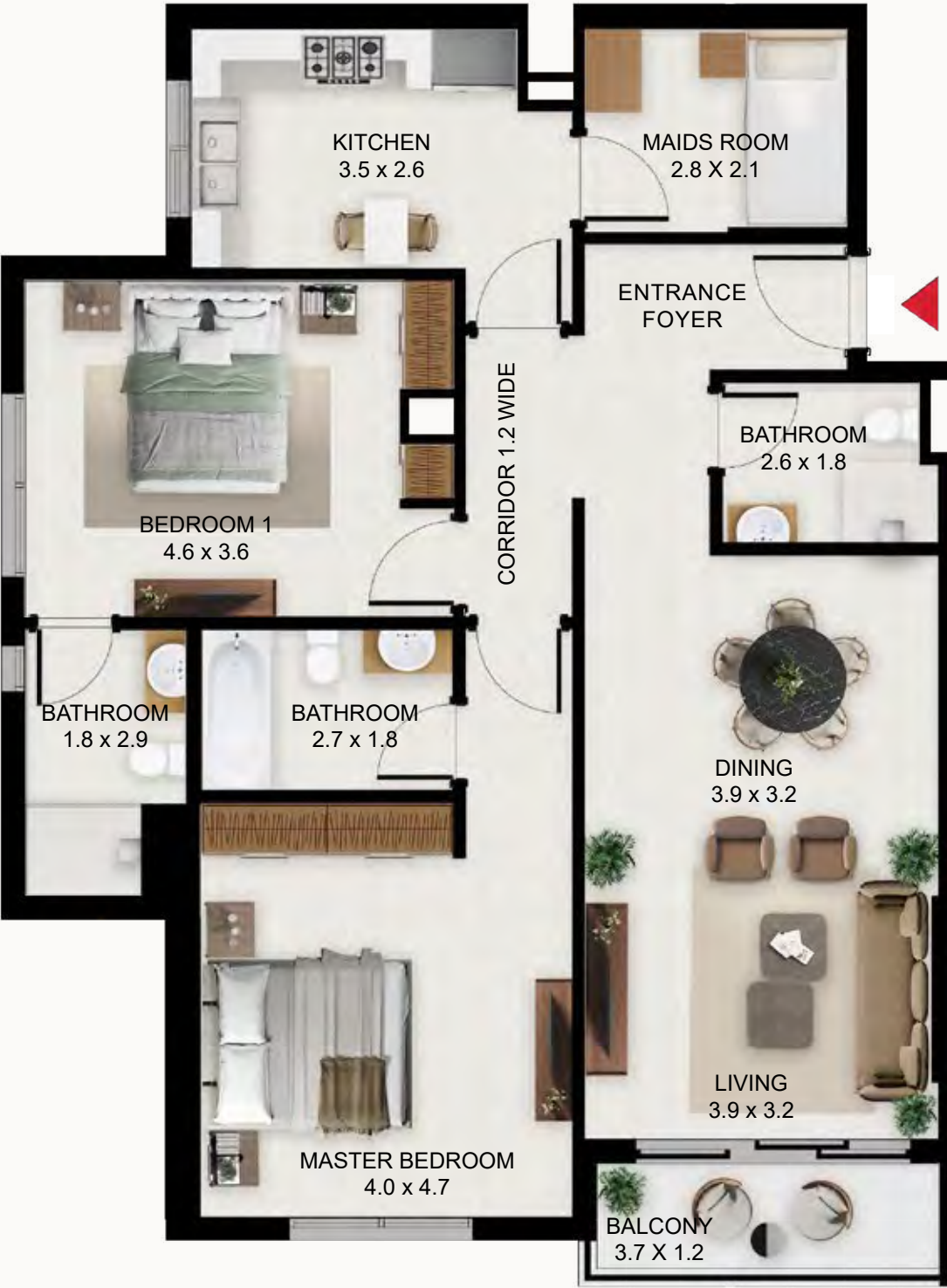
2 Bedroom Type A



2 Bed - Type A		
	SQ Ft	SQ M
Apartment Area	1144.31	106.31
Balcony Area	86.00	7.99
Total Area	1230.31	114.30

Building	Level
A	6, 7, 8, 9, 10, 11, 12

2 Bedroom Type B

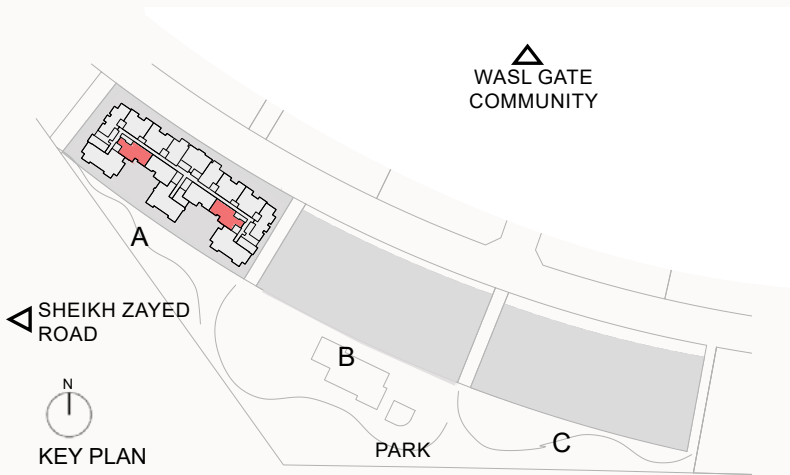


2 Bed - Type B		
	SQ Ft	SQ M
Apartment Area	1237.53	114.97
Balcony Area	58.99	5.48
Total Area	1296.51	120.45

Building	Level
A	1, 2, 3, 4, 5

Building A Unit Layout

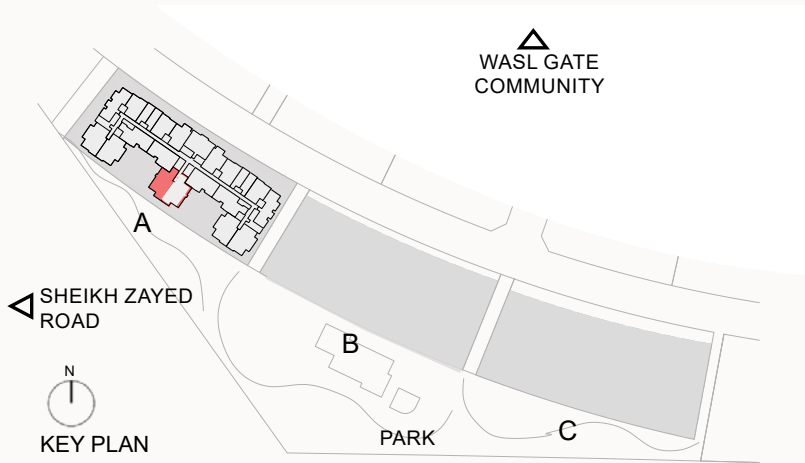
2 Bedroom Type C



2 Bed - Type C		
	SQ Ft	SQ M
Apartment Area	1192.42	110.78
Balcony Area	41.33	3.84
Total Area	1233.76	114.62

Building	Level
A	1, 2, 3, 4, 5, 6, 7, 8, 9, 10

2 Bedroom Type D

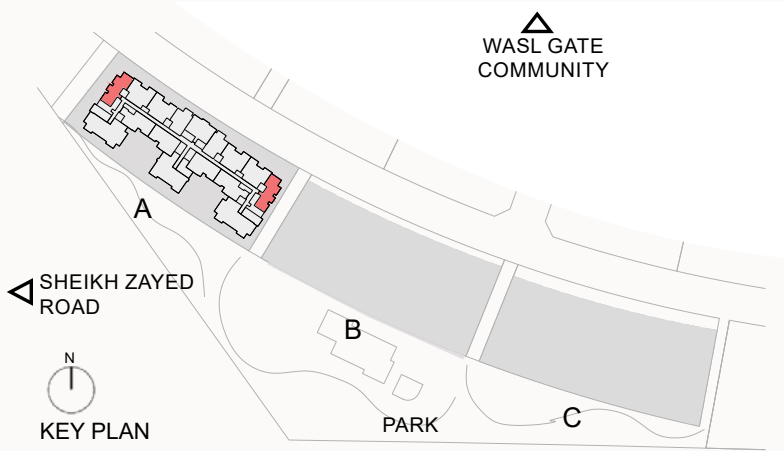


2 Bed - Type D		
	SQ Ft	SQ M
Apartment Area	1118.37	103.90
Balcony Area	70.07	6.51
Total Area	1188.44	110.41

Building	Level
A	1, 2, 3, 4, 5

Building A Unit Layout

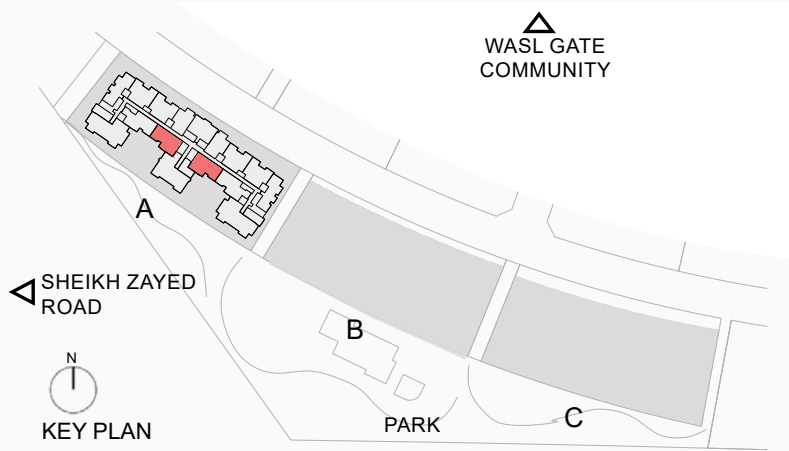
2 Bedroom Type E



2 Bed - Type E		
	SQ Ft	SQ M
Apartment Area	1093.94	101.63
Balcony Area	59.52	5.53
Total Area	1153.46	107.16

Building	Level
A	1, 2, 3, 4, 5, 6, 7, 8, 9, 10, 11, 12

2 Bedroom Type F

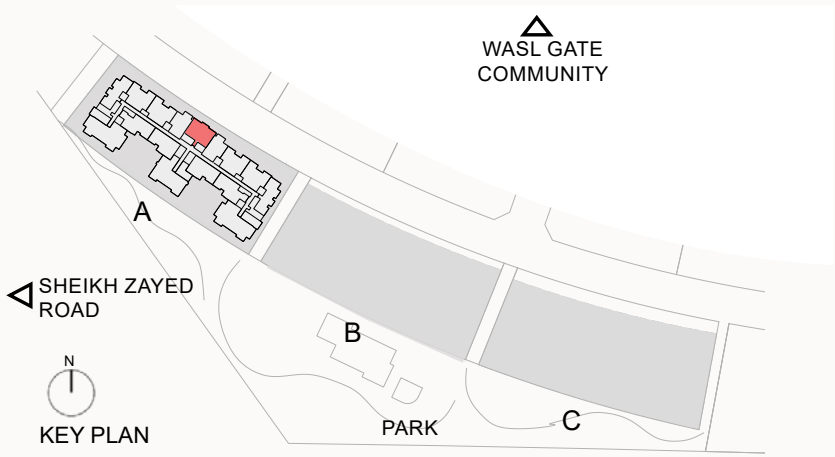


2 Bed - Type F		
	SQ Ft	SQ M
Apartment Area	1147.75	106.63
Balcony Area	41.33	3.84
Total Area	1189.09	110.47

Building	Level
A	1, 2, 3, 4, 5, 6, 7, 8, 9, 10

Building A Unit Layout

2 Bedroom Type G

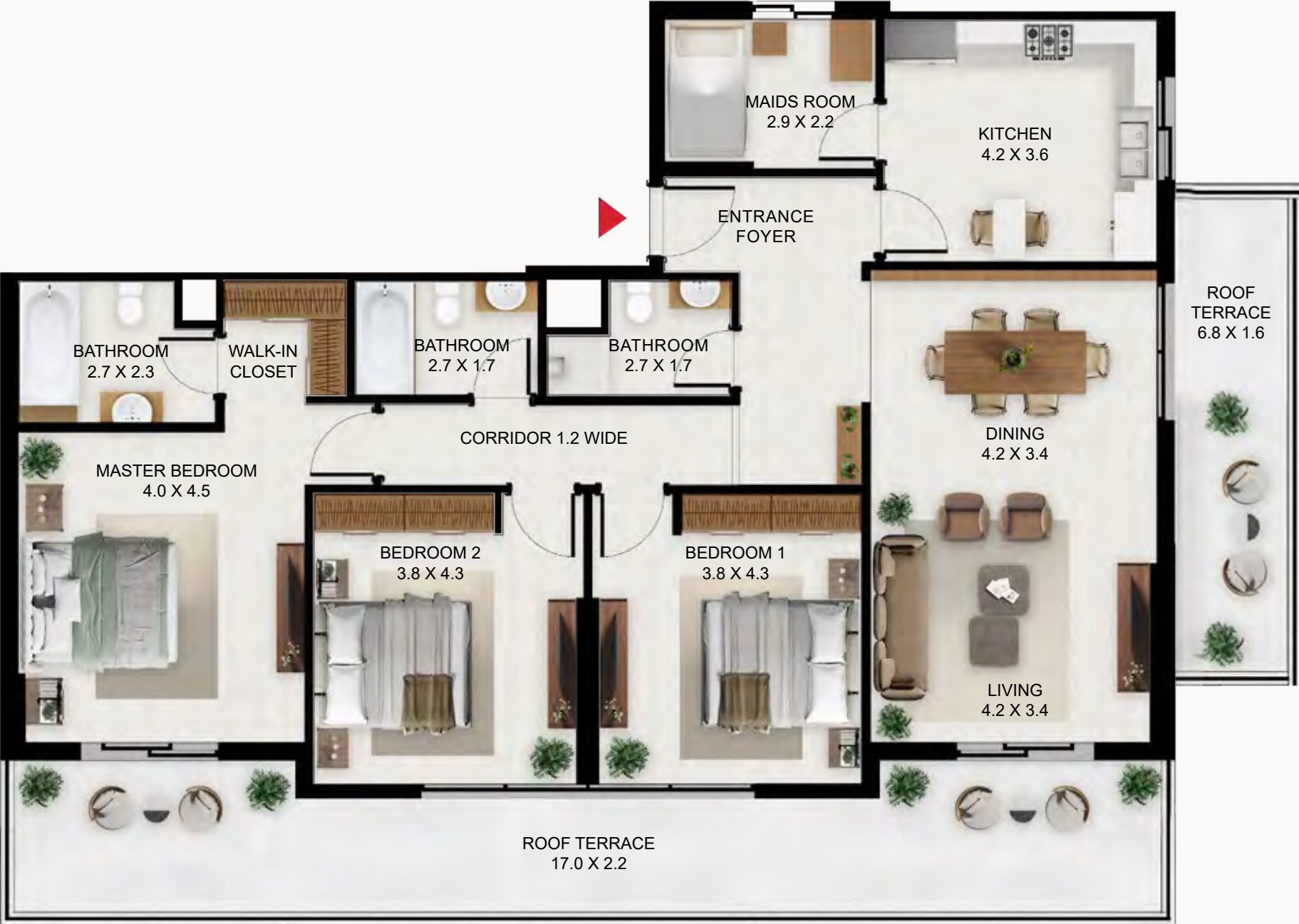


2 Bed - Type G		
	SQ Ft	SQ M
Apartment Area	1110.83	103.20
Balcony Area	66.63	6.19
Total Area	1177.46	109.39

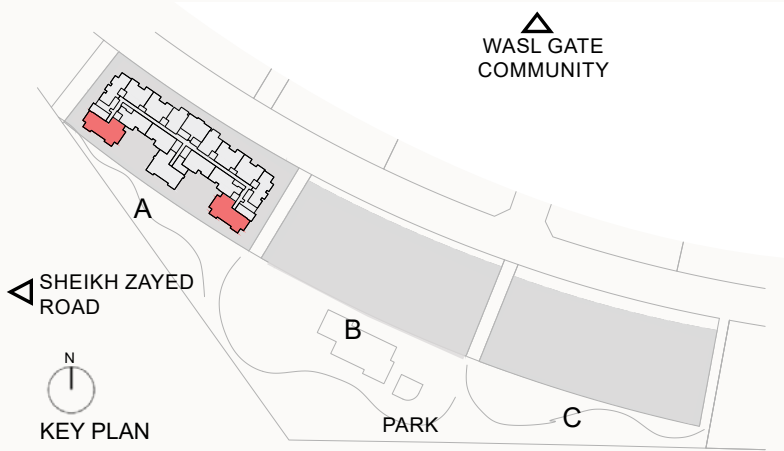
Building	Level
A	1, 2, 3, 4, 5, 6, 7, 8, 9, 10, 11, 12

Building A Unit Layout

3 Bedroom Type A

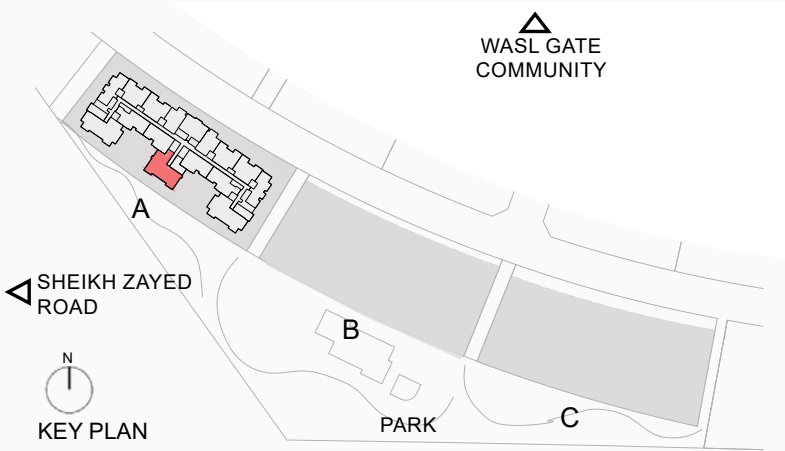


3 Bedroom Type B



3 Bed - Type A		
	SQ Ft	SQ M
Apartment Area	1603.28	148.95
Balcony Area	523.56	48.64
Total Area	2126.84	197.59

Building	Level	
A	6	












3 Bed - Type B		
	SQ Ft	SQ M
Apartment Area	1701.99	158.12
Balcony Area	229.16	21.29
Total Area	1931.15	179.41

Building	Level	
A	6	

A lively, vibrant neighbourhood.

Step away from the serene environment of South Garden and you'll find parks, malls, retail outlets and plenty of dining options at your disposal, right in your neighbourhood.

Discover Festival Plaza Mall by Al Futtaim with IKEA and ACE or take a stroll through Central Park and enjoy its lush and picturesque landscaping.

-  Festival Plaza Mall
-  Ikea
-  Ace
-  Central Park
-  Retail outlets
-  Dog Park
-  Temple
-  Church
-  Mosque




Wasl Gate

Experience a life like nowhere else.

Welcome to Wasl Gate, a freehold master development that offers something for everyone. Whether you choose to live, work, or visit, you will experience a lifestyle like nowhere else.

This cosmopolitan development provides apartments, townhouses, dining, and retail businesses. It is conveniently located on Sheikh Zayed Road, with immediate access to the Energy Metro Station, Al Maktoum International Airport, and the world-renowned Expo City. Wasl Gate is a place you can call home every day.

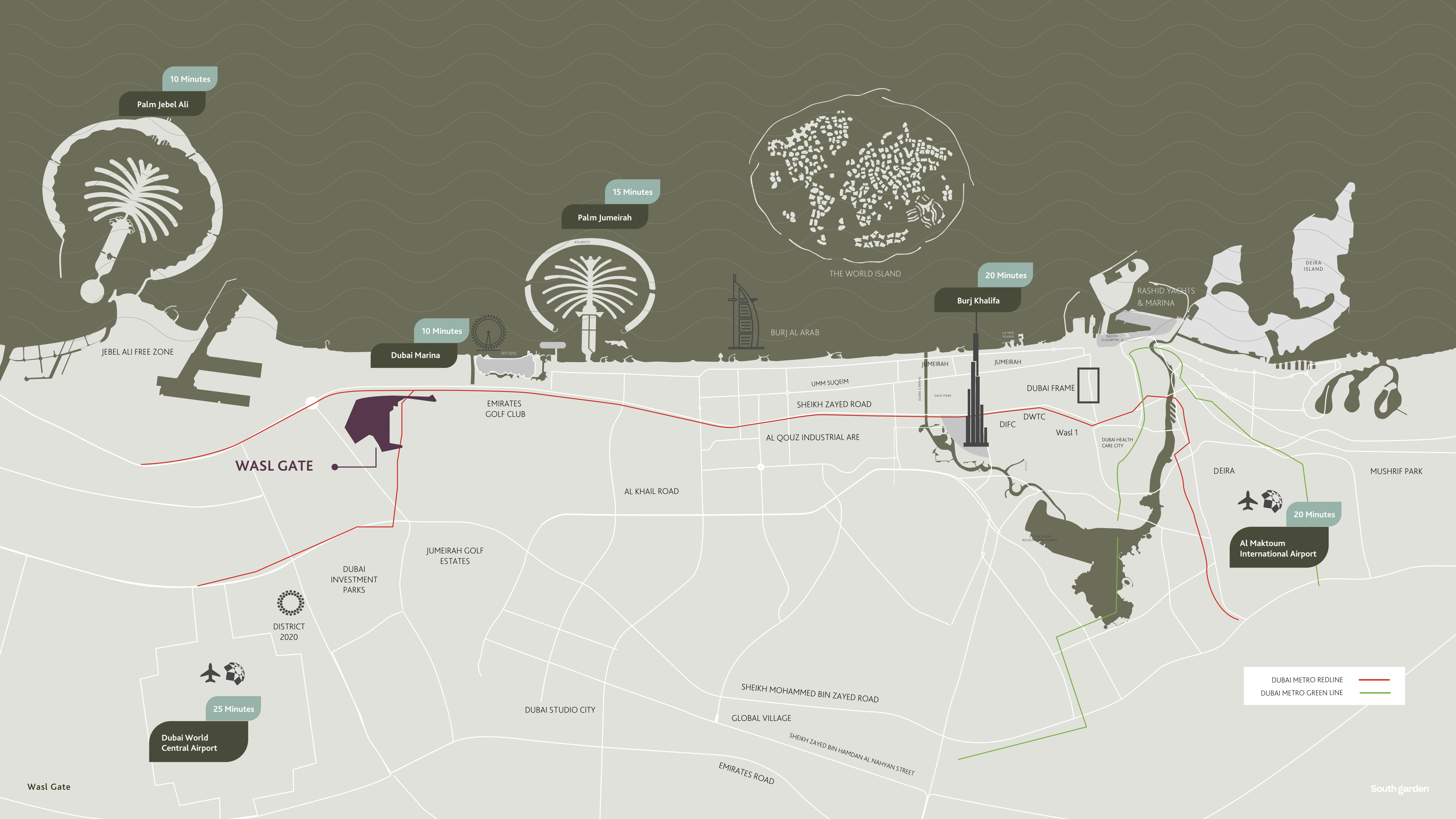
 Sheikh Zayed Road

 Energy Metro Station

 Al Maktoum International Airport

 Expo City





10 Minutes

Palm Jebel Ali

15 Minutes

Palm Jumeirah

10 Minutes

Dubai Marina

20 Minutes

Burj Khalifa

20 Minutes

Al Maktoum
International Airport

25 Minutes

Dubai World
Central Airport

DUBAI METRO REDLINE
DUBAI METRO GREEN LINE

Wasl Gate

South garden

From Dubai's very own master developer.

Wasl is one of the largest real estate asset management groups in Dubai, with a mandate from the government to commercialise its strategic land.

With an extensive portfolio of residential and commercial properties, industrial lands and world-class leisure destinations, Wasl is a dominant force driving Dubai's socio-economic growth and creating memorable experiences for residents and visitors alike.

Wasl In Numbers

55,000⁺
Residential &
Commercial Units

4
Freehold Master
Developments

7
Community
Malls

32⁺
Hotels &
Hotel Apartments

7,960⁺
Hotel Rooms

5,500⁺
Land Plots of
Various Uses

8⁺
Golf Clubs

120⁺
Restaurants

1000⁺
Buildings



South garden

AT WASL GATE

For more information, please call **800 (WASL)**
Visit our website at wasl.ae or visit Wasl Experience Centre, Dubai UAE.-
9:00 AM to 5:00 PM, Monday - Friday

wasl

Disclaimer: The renderings and visualisations contained in this brochure are provided for illustrative and marketing purposes. While the information provided is believed to be accurate and reliable at the time of printing, only the information contained in the final Sales and Purchase Agreement will have any legal effect.